AMERICAN PIGEON JOURNAL



"President Coolidge"

Proud Rank of First Pigeon of the Land.

See Page 13

April 1994 Worldwide Circulation - $3 Per Copy $18 Per Year
Devoted to the Breeding and Promoting of Pigeons for Pleasure and Profit
Published at Warrenton, Missouri 63383 U.S.A. (ISSN 0003-0511)

American Pigeon Journal

P.O. Box 278 · Warrenton, Missouri 63383

Telephone: 314-456-2122

Volume 82 Number 1 April 94

American Pigeon Journal is published monthly at Warrenton, Mo. 63383. William L. Worley, Editor and Owner. Second class postage paid at Warrenton, Mo. Title registered at U.S. Patent Office. Trademark 527340.

Subscription rate:—$18 per year, $34 for 2 years, $48 for 3 years in U.S.A. To Canada and Foreign Countries, $21 per year, $40 for 2 years, $57 for 3 years postpaid, payable in U.S. Funds drawn on a United States bank. Airmail rates upon request. Single copies $3.00 each.

Advertising Rates:—$8 per single column inch; 2 inches, $16; 3 inches, $24; 4 inches, $31.80; 6 inches, $47.70; 9 inches, $71.55; two columns, 18 inches, $142.20; half page (131/2 inches), $106.65; full page, $211.95. All photos subject to additional charges.

10% discount for one year insertion of same advertising, 5% discount for 6 month insertion of same advertising if paid fully in advance.

Classified Ad Section:—25c per word for one month, 50c per word for three months, $1.50 per word for one year. No change in copy.

Closing Date:—1st of month prior to month of issue for advertising and articles.

The Editor reserves the right to edit all copy submitted. Material will be used at the discretion of the Editor. No guarantee is made that all material received will be published nor returned unless accompanied by sufficient postage.

American Pigeon Journal will not be responsible to the public for advertisements and the right to decline or discontinue any advertisement is reserved.

Change Of Address:—Please allow 6 weeks for address changes and new subscriptions. Send complete name, new address and also old address. Post Office will not forward copies.

Postmaster:—Please send form 3579 to American Pigeon Journal, P.O. Box 278, Warrenton, Missouri 63383-0278.

American Pigeon Journal

"The Pigeon Hobby's Friend"

SUBSCRIPTION RATES:

1 Years - $18 2 Years - $34 3 Years - $48

Foreign Subscriptions: 1 Year - $21; 2 Years - $40; 3 Years - $57

Name_____

Address_____

City_____

State & Zip Code_____

Important Articles In This Issue

50 Years Agold
By Harold Tagert 12
A Brief History Of The American Dragoon Club
By Robert W. Tauscher 13
Komorner Tumbler Size And Station
By Joe T. Powers 14
The Genetics Of Foot Feathering
By Andrew Reed 15
Another Idea For The Splay-Legged Squab
By Herbert Simpson 17
Thanks To Anne Ellis
By Tom Mills 17
True Grit
By Donald R. Pisowica 18
Why Raise Lahores
By Dallas Davis 18
Here's My Answers!
By Ellen R. Hamell 19
Pros And Cons On Adding Lattice To Loft Bottoms
By D.D. Edwards Sr. 19
Don't Give Up The Ship
By Ernie Sorrentino Jr. 20
The California Classic
By J.V. Brdek 20
Chlamydia Infection In Pigeons
By Syed Bokhari 21
Mike Anderson - Dedicated Flyer
By Hal Conn 24
Why Use A Barometer
By Joe Stayer 26
Breeding Bell Neck Rollers
By David Malinowski 26
How I Keep My Rollers Healthy
By Gene Varao 27
Velocity Vs. Style
By Rex D. Haas 27
Hand-Raising Squabs In The Home
By Janis Paternoster 28
Information Please!, By Robert J. Mangile 29
Questions & Answers, By Clair Hetland 30
Test Your Pigeon Savvy!
By W.F. Hollander 30
Organizations 31
Dragoon Doings, By Paul Steiden 31
Chinese Owl Chatter, By Art Carte 32
Flights Around The World, By Pete Fratangelo 32
Short Face Gleanings, By Warren Maurer 33
Hungarian Giant House Pigeon Newsletter
By Tony Brancato 33
Obituaries: Meier, Blanchette, Bisch, Stratton, Sisler, Pellegrino, Clemente, Labati, Frenis 34
Classified Ad Section 43
Pigeon Show Calendar 47

Attention Subscribers

As everyone knows we have experienced some very tough times in the past few years. That is why we are presenting our April 94 issue in order to get back on a regular schedule. Subscribers will be credited on the missed issues coming to them but it will take several months for this change to reflect on the expiration dates of your magazine.

We greatly appreciate the loyal support (as well as your patience and kindness) of our readers through this diffcult time.



SPECIAL OFFER!

$10.00 Per Binder

(Postpaid)

Magazine Binder For Your APJ Copies

Get the APJ Magazine Binder with space for 12 copies of the American Pigeon Journal. Especially designed for the APJ, this dark green heavy duty vinyl binder will keep your copies in order and available in your pigeon library. Copies easily inserted with adjustable wires in backbone of binder. No holes to be punched. Cover imprinted with gold letters. An ideal way to keep your APJ copies for easy reference.

$10.00 Per Binder postpaid

For Canadian Orders, Please Add $3.00 Extra Per Binder – Foreign, Add $5.00 Per Binder

ORDER YOURS TODAY!

AMERICAN PIGEON JOURNAL
P.O. Box 278
Warrenton, Mo. 63383

PIGEONS DOVES PIGEONS DOVES PIGEONS DOVES PIGEONS DOVES PIGEONS

BOOKS • BOOKS • BOOKS

APFC DISEASE BOOKLETS
Set of six booklets includes #1 Trichomoniasis In Pigeons (Canker); #2 Paratyphoid In Pigeons; #3 Helminth Parasites Of Pigeons (Worms); #4 Health Care Regimen For Pigeons; #5 Basic Care For Pigeons; and #6 Pigeon Breeder's Home Buying Guide. Gives up-to-date information to aid fanciers in their health care program for their birds as well as advice on home buying for the fancier. Prepared as a service to pigeon fanciers, booklets #1 through #5 are authored by the Association of Pigeon Veterinarians under the auspices of The National Avian Disease Task Force for Pigeons and Doves. Booklet #6 was prepared by the Avian Assistance Council with the financial assistance of The American Racing Pigeon Union under the auspices of the American Pigeon Fanciers Council. ..... $6.00 per set

MAKING SQUAB RAISING PROFITABLE
By CARL NAETHER. 33 pages, 29 illustrations. Paper bound. Size 5-1/2x9-1/2. A practical guide for the beginner in the squab business. Discusses utility breeds, housing, feeding, marketing, etc. ..... $2.95 per copy

LOFTS FOR RACING PIGEONS
By CHAS. HEITZMAN. 36 pages with photos and illustrations. Author's purpose is to help the novice racing pigeon fancier contemplating the erection of a new ..... $3.00 per copy
UNAVAILABLE AT THIS TIME

RACING HOMER FACTS AND SECRETS
By LESLIE C. SWANSON. A 52-page guide for the breeding and flying of Racing Homers. A complete text on the breeding, feeding, conditioning, line breeding, how to fly young birds. Tells many of the valuable secrets used by the Championship pigeon fanciers grooming their birds. Size 6x9. Paper bound. ..... $3.50 per copy

RACING HOMER TOPICS
By LESLIE C. SWANSON. A 50-page book covering feed mixtures; tidbit secret; winter feeding; young bird races; fast clocking; control of lice; care of birds during molt; tonics; long distance races; line breeding; record flights and historical data. Size 6x9. Paper bound. ..... $3.50 per copy

COURAGEOUS COURIERS (Memoirs Of A Pigeon Soldier)
By JEROME J. PRATT, Lt. Col. USA Retired. A book of 136 pages, size 6x9 with 56 illustrations, U.S. Army photos and photos by the author. A history of the 285th Signal Pigeon Company commanded by the author and names of the personnel and their part in World War II. The story of Cheri Ami, G.I. Joe, Snooky, Flying Dutchman, Big Red, Meister and Kaiser. ..... $3.50 per copy

TRY PIGEON RACING
By RAYMOND P. LeBLANC. A 40-page book telling how to train Racing Pigeons. Written in plain language by a successful breeder. Size 6x9. Paper bound. $3.50 per copy

PIGEONS FOR PLEASURE AND PROFIT
By CHARLES FOY. A 64-page book with 62 illustrations. Especially written for the beginner. Tells how to start, breeds to select, pigeon houses, fly pens, equipment. How to prepare squabs for market. Size 7x10. Paper bound. ..... $5.00 per copy

THE MODERN MODENA PIGEON
By JAMES R. LAIRMORE. A 5-1/2x8-1/4 book with chapters on breed history, showing, breeding hints, color matings and complete Modena Standard. Paper bound with 95 pages. This is the most complete book of its kind offered. ..... $8.95 per copy

THE RACING HOMER
By H.E. DODGE. 60 pages. A basic guide revised to include information on the recent racing features to follow when racing birds. Photos and illustrations. Size 5-1/2x8-3/4. From England. ..... $6.00 per copy
UNAVAILABLE AT THIS TIME

PIGEONS
By CARL NAETHER. A 94-page book, 36 color photos, 39 black and white photos. An introduction to the various aspects of pigeon keeping for pleasure and profit. Includes chapters on housing, feeding, breeding. Covers Fancy, Racing and Utility pigeons. A good practical guide for the beginner written by an expert in the field. Size 5-1/2x8-1/2. Hardbound ..... $9.95 per copy

DOVES
By MICHAEL W. GOS. This book, illustrated with 41 color photos and 13 black and white photos, presents sensible, easy-to-follow recommendations about selection and caring for Doves. It concentrates on providing information readers need and want. Chapter titles include: What Are Doves?; Are Doves For You?; Choosing The Bird; Acclimating The Dove; Care and Feeding; Behavior; Breeding Doves; Diseases; and Dove Species. Size 5-1/2x8-1/2. Hardcover, 95 pages. ..... $9.95 per copy

YEARBOOK OF THE UNITED ROLLER CLUB OF AMERICA 1936-37
The reprint of this first published Roller yearbook would make an ideal gift for that Roller enthusiast. Consisting of 32 pages, this collector's item features historical data concerning the URCA . Size 4-1/4x5-1/2. ..... $5.00 per copy (includes postage)

YOUNG BIRD TRAINING METHODS
By CHAS. HEITZMAN. 12 pages. Size 5x7-1/2. ..... $1.35 per copy

THE PR HANDBOOK FOR PIGEON PEOPLE A Survival Kit For Our Hobby
By TANNER S. CHRISLER & DOUGLAS DENEEN. Help change the public's view of pigeons and the people who keep them through good public relations. Gives step-by step instructions on how to prepare news releases for newspapers,utilizing photographs and other vital information to make a pigeon success story. Published by the American Pigeon Fanciers' Council, 54 pages, 8-1/2x8. ..... $9.95 per copy

– MAIL THIS COUPON TODAY –

AMERICAN PIGEON JOURNAL • P.O. BOX 278 • WARRENTON, MISSOURI 63383

Enclosed Find $_____ for the following books:

POSTAGE & HANDLING: Add $2.00 for orders under $10.00; $4.00 for orders $10.00-$20.00; $6.00 for orders $21.00-$57.00; $9.00 for orders over $57.00

FOREIGN ORDERS: Add $4.00 for orders under $10.00; $7.00 for orders $10.00-$20.00; $12.00 for orders $21.00-$57.00; $18.00 for orders over $57.00

( ) APFC Disease Booklets
( ) Making Squab Raising Profitable
( ) Lofts For Racing Pigeons
( ) Racing Homer Facts & Secrets
( ) Racing Homer Topics
( ) Courageous Couriers
( ) Try Pigeon Racing
( ) Pigeons For Pleasure & Profit
( ) The Modern Modena
( ) The Racing Homer-Dodge
( ) Pigeons
( ) Doves
( ) URCA Yearbook
( ) Young Bird Training Methods
( ) The PR Handbook

Name_____

Address_____

City_____ State_____ Zip_____

FOREIGN COUNTRIES – PLEASE REMIT BY BANK DRAFT DRAWN ON ANY U.S. BANK OR POSTAL MONEY ORDER

PIGEONS DOVES PIGEONS DOVES PIGEONS DOVES PIGEONS DOVES PIGEONS

BOOKS • BOOKS • BOOKS

THE PASSENGER PIGEON: A BOY'S STORY

By JOSEPH W. QUINN. Quinn's search for the voice of this long lost pigeon should intere the boys (and girls) of all ages who truly love pigeons. The Passenger Pigeon story is one of the mt exciting of bird histories. In less than a man's life, 1850-1899, the estimated three to five billion birds were reduced to a lonely female named Martha, who died Sept. 1, 1914. Xerox copied, spiral bound ..... $12.95 per copy

THE PIGEON BREEDERS NOTEBOOK: AN INTRODUCTION TO PIGEON SCIENCE

By JOSEPH W. QUINN. Over 114 pages. A review of the scientific study of pigeons. Includes diagrams, principles, genetic things you need to know about breeding pigeons. An important book for every breeder interested in genetics. Size 8-1/2x11. Paper bound. $14.95 per copy

PIGEON RACING

By WILSON STEPHENS. From England. A book that ... tells the reasons for the compulsive attractiveness for competitors taking ... g Pigeon fancy, for their total commitment and the rewards ... on the way the sport has developed, the racing pi... ing, race day, breeding and feeding, how to start, the great men ... and illustrations enhance this hardcover book. Size 6x9. 94 pages. Full color dust cover. ..... $16.00 per copy

UNAVAILABLE AT THIS TIME

MAKING PIGEONS PAY

By WENDELL M. LEVI. 263 pages, 150 illustrations, 13 chapters, 1995 reprint of revised 1968 edition. A practical manual on the selection, breeding, feeding and marketing of squabs. Just the book every breeder needs. Written by a man of many years' successful experience. Size 5x8. ..... $20.00 per copy.

KEEPING FANTAIL PIGEONS

By JACOB BARRETT. 80 pages, 5-1/2 by 8-1/2. Illustrated, black and white only. Keeping fancy pigeons is a fascinating hobby because they offer so much in terms of interest and yet are easy to keep and breed. Unlike a number of other captive birds they are generally tame and do not mind being handled; they are easy to breed and watching the youngsters grow – how fast they do grow is incredible – is enjoyment in itself. This book explains the fantail and its characteristics, its management, housing, feeding and the breeding and bringing up the young pigeons until they take to flight. Above all, fantails with their gentle disposition, their tameness, their interesting behavior pattern make ideal pigeons to keep for young or grown-up pigeon fanciers. ..... $21.00 per copy

FANCY PIGEONS

By ERICH MULLER and LUDWIG SCHRAG. This is a handbook of the history, care and breeding of exhibition pigeons with over 229 breeds illustrated. Over 350 color pictures are included in this 252-page book. The book helps the fancier with keeping, breeding and exhibiting pigeons, the history of pigeons, diseases, disease prevention and more. Size 8-1/2x8. Hard cover. ..... $22.95 per copy
(Includes $2.90 postage and handling)

HEALTHY PIGEONS

IS NO LONGER AVAILABLE. THE SAME INFORMATION IS CONTAINED IN THE BOOK TITLED "FANCY PIGEONS".

WEST OF ENGLAND FLYING TUMBLER

By J. OLDHAM. An informative guide to the West of England Flying Tumbler by a British author. Includes photos, illustrations as well as history, breeding, housing, flying, etc. of one of the most popular breeds. Size 5-1/2x8-3/4. 90 pages. Soft bound..
$25.00 per copy

PIGEON HEALTH & DISEASE

By DAVID C. TUDOR, DVM. Here for the first time in a single source, veterinarians, pigeon fanciers, squab producers, ornithologists, diagnosticians and research workers can find information concerning pigeon diseases and breeding. Each disease is covered from 35 different aspects including: cause, history, signs, symptoms, diagnosis, prevention, control and treatment. One section covers nutritional diseases and feed formulations. Other subjects include genetic problems, crop milk, artificial insemination, hatching problems and pigeon breeders' lung disease as well as management and disease control. 248 pages, 7x10, 40 illustrations, harcover ..... $41.95 per copy

ROTONDO ON RACING PIGEONS

By JOE ROTONDO. A stunning 8-1/2x11 ... book on Racing Pigeons with 320 pages with a 10 page full color ... highting some of Rotondo's greatest champions. This is a modern treat... sport of racing pigeons providing complete disclosure by Rotondo on h... ide leading to success. A 1987 reprint is bound in simulated leather and ... ted. Also covers established of a loft, selecting breeding stock, health ... intenance program, condition and exercise, molting and feathers, genetics, eyesign and more. ..... $44.50 per copy

UNAVAILABLE AT THIS TIME

THE PIGEON

By WENDELL M. LEVI. 1986 Reprint. A ... n encyclopedia. Size 9x11-1/2. 12 chapters, 698 pages, 1127 ... most complete work of its kind on pigeons today. Answers thou... tions on pigeons, all breeds and varieties, diseases, feeding, ... complete reference book for your library. Cloth bound.
$62.00 per copy

UNAVAILABLE AT THIS TIME

– MAIL THIS COUPON TODAY –

AMERICAN PIGEON JOURNAL • P.O. BOX 278 • WARRENTON, MISSOURI 63383

Enclosed Find $_____ for the following books:

POSTAGE & HANDLING: Add $3.00 for orders under $10.00; $4.00 for orders $10.00-$20.00; $6.00 for orders $21.00-$57.00; $9.00 for orders over $57.00

FOREIGN ORDERS: Add $4.00 for orders under $10.00; $6.00 for orders $10.00-$20.00; $12.00 for orders $21.00-$57.00; $18.00 for orders over $57.00

( ) The Passenger Pigeon Story
( ) Pigeon Breeders Notebook
( ) Pigeon Racing
( ) Making Pigeons Pay
( ) Keeping Fantail Pigeons
( ) Fancy Pigeons
( ) West Of England Tumbler
( ) Pigeon Health & Disease
( ) Rotondo On Racing Pigeons
( ) The Pigeon

Name_____

Address_____

City_____ State_____ Zip_____

FOREIGN COUNTRIES – PLEASE REMIT BY BANK DRAFT DRAWN ON ANY U.S. BANK OR POSTAL MONEY ORDER

MasterCard VISA

NEW LOW COST

Pigeon Founts & Feeders

SMITH DISTRIBUTING

P.O. Box 52 / Covina, CA 91723
(818) 331-4723
1-800-638-6671 (Toll Free - Orders Only)
MONDAY — FRIDAY 8-5 Pacific Time



PLASTIC FOUNTS

Plastic Founts keep water clean. The cone top prevents roosting. Eyelets with locking base allows Fount to be hung.

208-A	Cap. - 1 qt.	4½" dia. x 9½" hi.	4.25
206-A	Cap. - 3 qt.	6" dia. x 11½" hi.	7.25
204-A	Cap. - 1 gal.	7" dia. x 12½" hi.	10.00
201-A	Cap. - 2½ gal.	8" dia. x 17" hi.	15.20



PIGEON TRAP-DOOR

Approx. wt. - 2 lbs.
Price: **$11.89**

Heavy duty trap — 18" long x 9" high.
Frame made of galvanized metal. Trap is easily adaptable to cage, coop, etc. Eight - 3/16" aluminum bobs will not bend or break under heavy use.

SHIPPING INFORMATION

(NOT AVAILABLE IN CALIF.)
Minimum order for credit card is $15.00
No Hidden Handling Costs
Shipping Charges added to order based on weight.
Prices subject to change without notice.



PIGEON NEST BOWLS

Made from pulpwood. Good for 2 to 6 usings and then discard. Saves time & mess of cleaning. Also ideal for disposable dog bowls.

Dee.	Approx. Wt.	Price
25 pack (11" Dia. x 2" Deep)	2 lbs.	$5.00
100 pack (11" Dia. x 2" Deep)	8 lbs.	15.95
250 pack (11" Dia. x 2" Deep)	28 lbs.	44.43

130 Automatic BIRD FOUNT Complete



Price: **$18.87**
Approx. wt. - 2 lbs.
Pan - 11¼" dia. x 4" hi.
Overall ht. including cover approx. 10"

Just screw on to water faucet, turn water on, plastic float and brass valve keeps the same water level in durable plastic pan. Birds never run out of water. Always receiving a new supply of fresh, cool and clean water.
Cone top prevents roosting and droppings in water, opening can be adjusted from 0" to 3" above pan, depending on type of bird. Wing nut on top allows cone to be removed for easy cleaning. A full 2' high pressure hose gives you years of service. No assembly required simply adjust top to desired height.



PLASTIC FEEDERS

"Our new feeders" are the same size as the popular Fount. The cone top prevents roosting. the six feeding stations on the two larger feeders and four stations on the smaller feeder allow birds to eat without getting into feed, which improves sanitation and keeps feed cost down.

(Note: Founts & Feeders - approx. same ship. wt.)

208-F	Approx. Cap. - 1½ lbs.	Approx. Wt. ¼ lb.	4.75
206-F	Approx. Cap. - 4 lbs.	Approx. Wt. ¾ lb.	8.00
204-F	Approx. Cap. - 7 lbs.	Approx. Wt. 1 lb.	10.75
201-F	Approx. Cap. 16 lbs.	Approx. Wt. 2 lb.	15.95

NATIONAL MODENA CLUB

"Supporting The Bird Of Curves"

The Best Specialty Club • Monthly Bulletins
9 District Meets - 3 Regional Meets - Annual Meet
Memberships: Individuals $15.00 • Juniors $7.00
• Husband & Wife $17.00 • Foreign $20.00

Brad Wilcox, Sec.-Treas. • Box 101 • Princeton, Ill. 61356

America's Foremost Specialty Club

For sample bulletin, send $1.00

ATTENTION ALL FRILL BREEDERS!
Join the Progressive American Oriental Frill Club promoting "The Flowers Of The Pigeon Fancy". Quarterly bulletins. Write:
VICKI CASEY, Pres.
P.O. Box 1142
San Martin, CA 95046



GARDEN STATE VARIETY PIGEON FANCIERS ASSN.
Promoting The Pigeon Fancy
HOSTING SPECIALTY CLUBS
– SEE THE SHOW CALENDAR –
BOB COLUMBO, SECRETARY
6500 Durham Ave., No. Bergen, N.J. 07047

AMERICAN KOMORNER TUMBLER CLUB
Good Fellowship • Club Bulletins
AKTC Bands 25 Cents Each
(Add $1.00 postage & handling).
DUES: $20 Family, $15 Adult, $3 Jr.
TED EVANS, Sec.-Treas.
HC 30, Box 527
Lawton, Okla. 73501



THE SPORT OF RACING PIGEONS

Everything One Needs To Know When Organizing, Participating In Or Breeding And Grading Racing Pigeons For Entering Them In A Futurity Race

by Herm Simpson

Not all of the great Racing Pigeon graders are in Belgium. One of the best in the world is in the United States. And the only way to benefit from Herm's knowledge (Herm acquired his first pigeons in 1934 and his first homers in 1940) is to read his book: a one-stop comprehensive presentation on what is important in grading, breeding, conditioning and training racers. Written by someone who has a scientific background (Herm has teaching majors in both physics and chemistry and a Masters Degree in mathematics), THE SPORT will make anyone, assuming that they have six or more months experience with pigeons, an instant MASTER of the subject. Nothing in the literature today on the wing and the eye (eye quality not eyesign) measures up to what THE SPORT has to say on those topics. Darrel Rutter, feature writer for THE AMERICAN RACING PIGEON NEWS, wrote, in a book review of THE SPORT titled NEVER RACE WITHOUT IT: "I give it two thumbs up!" Considering what one receives in return, this high-quality hardcover book (286 pages, 33 full page illustrations, really three books in one) costs little: $50 Priority Airmail postpaid anywhere in the United States, $52 in Canada and Mexico, or $60 Airmail postpaid anywhere overseas. For immediate shipment of this invaluable book (the information therein will save one numerous times its cost within a year; don't count on borrowing a copy; few fliers will lend their copies to competitors), send payment (in the U.S., personal checks are honored after only five days; foreign purchases require an International Money Order that is collectible in the U.S.) and make out orders, PRINTING or TYPING names and addresses, to:

BayouView Press
801 South Cunningham Street • Rayne, Louisiana 70578
Tel. 318-334-3841



Margaret Simpson with Herm's 300 mile Cajun Classic 1990 futurity winner, Bayou Ace, AU90RLA4743, 1st Club, 3rd Overall, one of three day birds arriving within 20 minutes of each omer. A red bar Janssen-Brioux cock.

BIRMINGHAM ROLLER LOFTS

At last we bring you the innovative loft that allowed, Warren Toone, of, Farmington, Utah, to develop a winning kit in three short years and capture the 1980 Davis and Salt Lake County Fly Off.

Designed to meet all the needs of the breed and the health needs of the fancier.

Prefabricated Panels include perches, doors and hardwear, preinstalled for easy assembly.

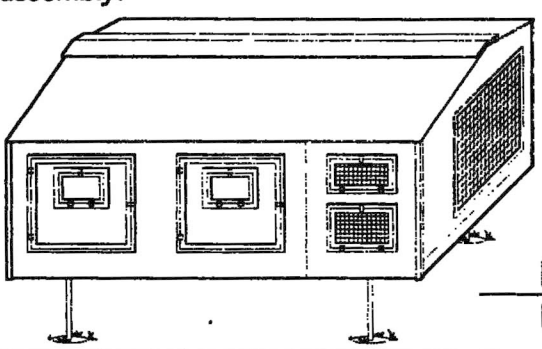

Vented mink wire floors for the health of you and your birds.

Strategically placed and hasped doors provide easy access to all internal loft spaces without physical entree.

Flight pens accommodate 27 birds each.

Available in three loft sizes.

Assy Size	Flight Pens	Breeder Pairs	Breeder SunLoft	Weaning Pen	Show Pen	Cost
2	2	4	N/A	N/A	N/A	$1,090
2+	2	4	1	1	1	$1,475
3+	3	6	1	1	1	$1,970

Shipping charges will be added based on weight and destination. For additional information, request free brochure:

ResTech Enterprise, (801) 451-2421
PO Box 155, Farmington, Utah, 84025

1902

Buy, Band Be American

American Pigeon Club INC.

1994

The Oldest and Best

"THE BACKBONE OF THE AMERICAN PIGEON FANCY"

APC bands available January 1 each year from any band distributor, 1994 bands 15 cents each. Order in multiples of five, minimum order ten bands. Include 50 cents postage.

Membership entitles you to periodic newsletters and annual meeting at a major show, along with loft and membership cards.

MEMBERSHIP FEES:

Annual Dues	$ 5.00
Initiation Fee	1.00
Junior Dues	3.00

BAND DISTRIBUTORS:

William E. Smith Jr. • Rt. 1, Box 824 • Thurmond, N. Car. 28683
Magnolia Bird Farm • 8990 Cerritos Ave. • Anaheim, Calif. 92804
John Costa • 1473 Park Ave. • Cranston, R.I. 02920
John Rice • 4011 Nolan • Carleton, Mich. 48117

OFFICERS

JOHN COSTA, President • 1473 Park Ave., Cranston, RI 02920
FRANK MOSCA, Vice President • 5456 Granada, Montclair, CA 91763
JOHN RICE, Mid-Western Vice President • 4011 Nolan, Carleton, MI 48117
WILLIAM SMITH JR., Secretary • Rt. 1, Box 824, Thurmond, NC 28683

WHITE CARDBOARD PIGEON CARRIERS

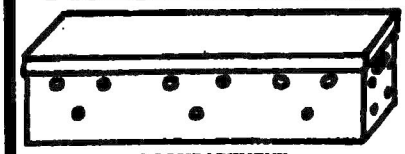

– 4 COMPARTMENT –
Each compartment, 12x12x8". For large breeds: Kings, Mondains, Giant Homers, etc.
$9.00 Each Postpaid

– 6 COMPARTMENT –
Each compartment, 9x8x7-1/2". Overall dim. 15x30x8, 3-1/2 lbs. For breeds like Rollers, etc.
$9.00 Each Postpaid

PAPER NEST BOWLS



25-$8.00 50-$13.00 100-$22.00 250-$49.00
Postpaid – Shipping in U.S. Only

BOB EVERTSON
214 S.E. 27th • Topeka, Kansas. 66605

National Birmingham Roller Club Seal

National Birmingham Roller Club

Dedicated to the preservation and further development of the Birmingham Roller in the air

WORLD'S LARGEST ROLLER CLUB (over 1,000 members)
30-40 Page Bulletins Fly Club Only Dues:$9.00
Bands • Pedigress • Patches • Videos

Our bulletins are the largest and best (over 30 pages). It is entertaining but also a valuable tool to use in the art of breeding, training and flying rollers.

The NBRC is composed of "Flying Roller Persons". They don't hestiate to share articles and comments that have many years of experience behind them.

Secretary/Treasurer – George Valiska, RD 2, Box 437, Delta, PA 17314

COLLECTOR'S ITEM • ORDER TODAY
HISTORICAL & RARE FOOTAGE

BILL PENSOM'S 8MM MOVIES

Now offered on video
by Mrs. Doris Pensom
$30.00 Per Volume
(plus $2.00 shipping/handling)

VOLUME 1
Bill Pensom - Ida in flight, lofts, kit management. All of his lofts. Rare close-ups of his personal stock birds. Fanciers include: Plona, Hilton and many others.

VOLUME 2
Bill Pensom's trip to England to visit fanciers in 1965. Many famous English fanciers and lofts, some now deceased. Also, more of other American fanciers including Leroy Smith, Al Walker and others. More of Bill Pensom and his lofts.

COLLECTOR'S VALUE
Each video cassette will be numbered and personally signed by Doris Pensom to ensure originality and enhance the collector's value.

– ORDER FROM –
DORIS PENSOM
8140 Quartz Ave.
Canoga Park, Calif. 91306

Dovecote/Aviary Building Plans

Attractive, 18th century hexagonal garden aviary, perfect for doves, wild birds, pigeons, exotic or domestic fowl. Constructed from easily obtained modern materials. Complete detailed building plans only $35 (postage paid).

FEATURES:
- Three full-screened sides with cold weather shutters.
- Two jalosied windows.
- External observation bench.
- Approximately 8' diameter, 10' height.



Send check to:

JTEX Designs
4809 Columbia Road
Annandale, VA 22003

Please allow three weeks for delivery.

AMERICAN DRAGOON CLUB

Sponsoring Young Bird, Sectional & Annual Meets



Sample Quarterly Bulletin Upon Request
Dues: $10.00, Foreign $12.00
THOMAS BARNHART, Sec.
5307 Wolfe Rd., Lima, Ohio 45807

THE NATIONAL FRENCH MONDAIN ASSOCIATION

Dedicated To Acquaint You With
"THE MASTER BREED"



Four magazines feature the latest news from across the globe. Come join us and find out why French Mondains are fast becoming the upfront breed.

Dues: $15.00

Let's get acquainted!!

Dan Davis, Sec./Treas.
1080 Evangeline Lane
Vidor, Texas 77662
409-769-9939

Special Club Bands
15¢ each plus $1.00 postage
Write: Les Heisserman
211 Stokes Avenue
Mt. Holly, N.J. 08060

Mondains are a super-structured breed of which size and shortness are closely coupled with thoroughbred refinement. This unique blend of muscle and style commands attention.

TRUE SPINNING ROLLERS

The complete, step-by-step guide to breeding your own champion Birmingham Roller pigeons

by
David D. Kowalski

Internationally acclaimed as "the best book ever" on performing rollers!

"...This is a great book... A 'must' for every serious flyer of rollers... Covers from beginners to advanced and beyond... The collegiate course on rollers... I have had pigeons over 50 years, rollers for 25 years and have learned more from this book than any other... The finest book written on roller pigeons by a modern day fancier..."

Major chapters *for fanciers of all flying pigeons*... the aerodynamics of flight, body type and flight, wing theory, eyesign and feeding for performance.

Valuable information *for all pigeon breeders*.... making maximum use of great breeders, simplified color breeding, and using laws of color and pattern genetics to spot pedigree errors.

78 illustrations 256 pages

Only $19.95 (U.S. Funds)
(Postpaid 3rd class in U.S.; Canada add $1.00; Other foreign add $3.00; 1st class U.S. add $2.90)

David D. Kowalski
5159 Washburn Rd.
Duluth, Minn. 55803
218-525-5692

Proven breeders/performers available in fall from author's "Dynamo" strain built on the best Plona/Smith/Pensom stock.

THE NEW YORK COMBINE
Is very proud to sponsor
FLIGHTS AROUND THE WORLD



The Responsibility Of Leadership Is An Obligation To Take The Initiative!

Under the leadership of The Combine through its program of "Flights Around The World", the Domestic Show Flight is now being made available at reasonable prices to any interested breeder of show pigeons around the World. Now for the first time in history our highly reputable organization will monitor and inspect each and every bird sold for quality and value so the buyer is insured of receiving the quality birds he is expecting. With over 70 top breeders, the Combine can fill your order to your total satisfaction with a money back guarantee.

Why gamble on dealing with breeders of questionable reputations or inferior breeders when you can participate in a program sponsored by the most successful and prominent Flight Club in the World.

Flights Around The World is a non-profit program (all monies received go directly to the seller).

For further information, contact: Pete Fratangelo · 300 East 3rd Street · Brooklyn, N.Y. 11218

BAYSHORE VARIETY PIGEON CLUB
AN ALL VARIETY PIGEON CLUB
For information, contact:
JOHN F. FREIBURG JR.
75 Lake Dr., Freehold, N.J. 07728

EST. 1947
EMPIRE SHORT FACE TUMBLER CLUB
Promoting The Development Of All Short Face Tumblers



The Club Where A Win Means Something
Sec. Warren Maurer
966 Oaks Drive
Franklin Square, N.Y. 11010

"XX" Red Cross Health Grit

Original formula, "XX" Red Cross Health Grit. It contains a balance of the very best ingredients: Insolubles for grinding, Solubles (Minerals) for proper development and stamina. Heat treated for your birds' protection.

TRY OUR NEW

SEA SHELL FORMULA

where extra shell and extra charcoal are required.

The Very Best Since 1903

For a free brochure, send a self-addressed stamped envelope to:

THE J.W. WILLIAMSON CO.

RD 1, Box 340 Glassboro, N.J. 08028 Ph.: 609-881-3267

"XX" Red Cross Health Grit
Is sometimes imitated but never equalled.



PORTABLE ROLLER LOFT INSTRUCTIONAL VIDEO

Two hour VHS video on how to select, train and fly Rollers from mobile lofts, $18.00 PP USA funds. Order from: Donald Pisowicz, 85 Ed McDashowicz Dr., Porter, Ind. 46304-1378.

THE AMERICAN
GIANT HOMER



GIANTS ARE ON THE MOVE!

For exhibition, for squabs, for pure pleasure, Giant Homers are the breed that has it all together! Giants have the size, the style, the structure, the power, the symmetry and the spectrum of colors to catch any pigeon lover's eye! The novice will find them easy to house and handle, the top exhibitor will find them a supreme challenge to his breeding skills.

The American Giant Homer Association is dedicated to the promotion and welfare of its breed and its breeders. AGHA offers a warm welcome to newcomers. Write for our beautifully illustrated brochure, a nationwide series of shows, an excellent bulletin, special bands and an active program of promotion. Adult dues $10, under 18 $5 and foreign $15.

Write to: J. Aubrey Mire, Sec.-Treas., 314 Jean Vidrine Blvd., Ville Platte, La. 70586.

THE BIRMINGHAM ROLLER PIGEON

A comprehensive book written by the late Wm. H. Pensom, a man in the know and a fancier of Rollers.

This book has 131 pages and has 78 lullustrations. Among some of the topics covered are h to train and how to select breeders. 6x9 paper bound edition available at $10 per copy.

Plus $2.00 Postage & Handling
Write to:

Mrs. Doris Pensom
8140 Quartz Ave.
Canoga Park, Calif. 91306 U.S.A.

EXHIBITION COOPS

JUDGING or WALKING PENS



Coops that for over 75 Years Have Satisifed Fanciers and Exhibitors at Leading Shows and Fairs throughout the Country

Write For Free Circular

KEIPPER COOPING COMPANY

P.O. Box 249-P • Big Bend, Wisc. 53103

ANCIENTS

Bred From Imports
Plainhead & Caps

▲

WARREN MAURER

966 Oaks Drive
Franklin Square, N.Y. 11010
516-352-6230

The Thoroughbred

A Publication on the Sport of Racing Pigeons

ONE ISSUE IS WORTH YOUR SUBSCRIPTION

PUBLISHED NATIONALLY, THE THOROUGHBRED CONTAINS:

★ **QUESTION & ANSWER COLUMN**—for both the experienced flyer and the beginner.

★ **"HOW TO" INFORMATION**—such as Eyesign Series; Polygamous Breeding, Medication and Health Information, Feed and Grain Content Analysis and Much More!

★ **INTERESTING FEATURES**—on the methods, birds and history of current champions.

★ **EUROPEAN FEATURES**—that bring Europe to your doorstep in the form of understandable information to benefit your loft.

★ **SPECIAL FEATURES**—on some of the Very Best fanciers in our sport.

★ **NATIONAL NEWS**—news that is important to you, the fancier, gathered and reported while still fresh.

★ **UP-TO-THE MINUTE WINNERS**—of some of the most prestigious races around the country.

Coming To You TWICE MONTHLY

$25.00 PER YEAR!

CANADA — $35.00 U.S. FUNDS

THE THOROUGHBRED MAGAZINE

805 Julian • Belvidere, Ill. 61008



Pigeon Ring

High-Relief, Detailed

Sterling Silver

Sizes 5-1/2 - 12

$45.00

includes tax & postage

Send Check or
Money Order to:
Mike Kury - Kuryworks
P.O. Box 978
Westminster, Calif.
92684-0978

GIANT RUNT CLUB OF AMERICA



– GRCA OFFERS –

Informative Bulletins
Awards
Master Breeder Program
Nationwide Shows
Special Bands

DUES: $10.00
Family: $15.00
Junior: $5.00

JOE STEWART
Secretary-Treasurer
Rt. 1, Box 156
Melissa, Texas 75071
214 / 837-2597



DISTRICT MEETS
NATIONAL SHOWS
QUARTERLY BULLETINS

INDIAN FANTAIL CLUB OF AMERICA

$10.00 Adults • $15.00 Family • $3.00 Juniors
MIKE NAWOJCZYK, SEC.-TREAS.
20719 Marilyn Lane • Spring, TX 77388 • 713-353-4040

PIGEON TRAPS



NEIGHBORS HATE YOUR PIGEONS?

Correct use of a trap allows you to exercise them daily before feeding. Eliminates roosting on nearby houses or buildings.

Wood frame, sturdy 3/16 in. bobs, all metal parts, featherlight aluminum. Fits 12x18 in. opening. 1 Trap - $11.95 plus shipping 3 lbs. 2 Traps - $22.50 plus shipping 5 lbs. Comes completely assembled.

We sell bobs and wire if you want to make your own trap, regular or still type.

Send 50¢ and a stamp for complete supply catalog.

FOY'S PIGEON SUPPLIES

P.O. Box 27166, Dept. PJ
Golden Valley, Minn. 55427



POMERANIAN POUTER CLUB OF NORTH AMERICA

PROMOTING THE KING OF POUTERS

Organized Jan. 1991 Bi-monthly bulletins
Dues: Family or Foreign $15; Sr. $10; Jr. $5
National & District Club Point Shows
Master Breeder Program
Write or Phone: John E. Nelson, Sec.-Treas.
5000 Scottdale Road • St. Joe, Mich. 49085 • 616-429-2211



The 6681 Pigeon Platoon which included two officers and 45 enlisted men. – Photo from Harold Tagert, Douglassville, Pa.

50 Years Ago

by HAROLD TAGERT

On August 1, 1942, the 280th Signal Pigeon Company which started with 50 men and 50 pigeons in Camp Claiborne, Louisiana, was at full strength as a company. The following day one platoon left for the west coast.

On August 31, the second platoon of two officers and 45 enlisted men left Camp Claiborne for Fort Dix, New Jersey. We arrived in Fort Dix on Sept. 3. One week later a few of us left on a convoy for New York City to the factory to pick up P6-46A pigeon loft as they came off the production line and loaded them in the trucks.

A few days later, we received 1684 pigeons from Fort Monmouth, New Jersey. On Oct. 4, a few of us left for Camp Picket and on Sunday, Major Myers, Chief Signal Pigeon Officer, gave us several hundred additional hens and Oct. 5, we returned to Fort Dix. On Oct. 20, fourteen enlisted men, plus myself, boarded the Delaus, a merchant vessel.

We could not put the pigeons on the deck due to the water from rough seas going over the deck. A group of carpenters were brought on ship and built two lofts on the Captain's Bridge. Three sides were wood and one side had wire screening.

On the last day of October, the two officers and the rest of the platoon came aboard ship and the next morning we were on the high sea in a large convoy. We had been issued winter underwear and every one wondered where we were going. We soon found out that we were going to Africa where at night, it snowed and during the day, you could fry eggs on the fender of the jeep.

We were to land in Casablanca but due to resistance, we were forced to land in Safi, about 30 miles south of Casablanca. The following day we headed for Casablanca and we took over a small French villa which had a 10 foot stone wall around it.

Here we set up our headquarters and set up our breeding base. We also set up flying lofts in Safi, Casablanca, Port Lyonty, Mekness, Oujda, Constantine, Tebessa plus took over several military French lofts.

By February, we had raised 384 youngsters in Casablanca and on March 17, the pigeon Yank flew the message that the Americans had captured Gasfa.

During these months of operation in modern warfare, we found out that these portable P6-46A lofts were too long an operation for quick withdrawal or moving. We had 1/2 and one ton trailers. A complete company campaign was started to mobilize the flying lofts on 1/2 ton and one ton trailers. Some of the P6-46s were used to construct on trailers and three top carpenters were Collette, Straw and Brothers.

In the meantime, the breeding base was moved to Algeria and later to Bizerte. Here in Bizerte when the war ended in Africa, we received more men and pigeons from the States and the 6681 Pigeon Company was formed. Breeding was put on full operation and 30 mobile lofts were built. It was a blessing while waiting for the invasion of Italy, we

were able to have all our mobile lofts filled with flying teams ready to go. We raised 768 young pigeons while in Bizerte.

In November, Captain Prater, top officer, was sent back to the United States and on November 25, Captain Buscall became our new company commander. Both these officers were tops in their leadership.

On November 30, I flew to Italy and we started setting up our headquarters and breeding base in Caserta San Pedro in a vineyard. We had mobile lofts all across the Italian front and served all units of both the 5th U.S. Army and the British 8th Army.

It was during this time G.I. Joe flew his message saving British troops from air strikes. Thousands of messages were flown in the Italian campaign.

Again a platoon was removed this time from the 209th and they went on to the invasion of southern France. As our troops advanced in Italy our breeding base did not follow but our headquarters set up in Rome and in Florence and later in the northern part of the Poe Valley. The day the Germans surrendered, a group of us were near the Swiss border. We found a vacant house, went on the second floor with a bottle of red wine and never woke up till 9 a.m. the next morning.

I guess I'm the luckiest man alive to be a part of such an elite group of men plus also some of the world's best pigeons. - E/M/Sgt. of 209th, Harold Tagert.

A Brief History Of The American Dragoon Club

by ROBERT W. TAUSCHER JR.
Palisades Park, New Jersey

Following the demise of the Eastern Dragoon Club, no organization existed in the United States for the sole purpose of promoting the old English breed of pigeons known as the Dragoon. Several American fanciers dreamed of creating such club, particularly the Rev. Wayne Bozell of Shelbyville, Indiana. With the encouragement of Harold Groll of Holgate, Ohio, Clair Wright of York, Pennsylvania, and others, the Rev. Bozell organized an American Dragoon Club Meet at the 1974 Winchester, Indiana, all breeds pigeon show. This "meet", judged by Art Kehl and won by the Rev. Bozell, attracted approximately 50 Dragoons from four states.

The success of the Winchester show prompted more talk of an American Dragoon Club "to fill the void left by past Dragoon clubs which had gone out of existence. Spurred by a letter from Tom Barnhart, offering to serve as Publicity Director and Bulletin Editor, Bozell contacted other Dragoon breeders to see if support for such a club was available. The responses were encouraging. Showing their birds under the auspices of the Rare Breeds Pigeon Club, Dragoon exhibitors agreed to meet at the1975 National Young Bird Show to lay groundwork for the new club. It was at this meeting that the American Dragoon Club came into existence with 13 charter members. The initial club dues were set at $3.00 annually, and the following were named as officers: Harold Groll, President; Clair Wright, Vice President; Thomas Barnhart, Publicity Director and Wayne Bozell, Secretary/Treasurer. Other members enrolled at that meeting included Mike Frisby, Bill Gantic Jr., Carolyn and Irvin Holliger, Henry A. Jaeger, James Piepenbrok, William J. Schmidt, Paul Steiden and Ed Walsh.

The A.D.C. uses the 1932 English Dragoon Club Standard with the 12 colors listed in that Standard. Two additional classes have been added for judging purposes: First, the A.O.C. Class in which non-standard colors (Dun, Cream Bar, etc.) and mismarks (Grizzled Checks, Splashes, etc.) are shown. The second addition is the Rare Color Class, which has been established for the breeders who are working to introduce new colors into the breed (Almond, Barless, Brown Khaki, Reduced, etc.).

Two major shows are conducted by the A.D.C. each year. The Club's Young Bird Show is held in conjunction with the National Young Bird Show in Louisville. The Annual Winter Meet is held at a site agreed on by the membership. It is hoped that the dream of regional meets will be realized soon.

Membership has fluctuated over the years with a high of over 50. Most of the membership are from the United States, but a few are from Canada, England, and France. It is anticipated that the coming years will continue to bring further growth to the club as well as continued advancement of all aspects of the Dragoon fancy.

ABOUT THE COVER

This drawing was taken from the front cover of the August 1926 American Pigeon Keeper showing some history of one of the pigeon fancy's most popular breeds today. The following is the description that went with it:

THE MODENA

This variety of pigeons are still very scarce in this country. It is an old variety in Europe, especially in Italy, but it has recently been taken in hand by fanciers in central Europe and in Great Britain, and the improvements they have made in the breed are remarkable.

The illustration shown on our front cover was supplied by Mr. E.S. Bird of Rockland, Maine, and shows an idealized specimen. Mr. Bird advises us that at least one exhibitor from England may show at our winter shows this coming winter. This is good news and we may see some of the finest from England under such circumstances.

It is to be hoped that we will have more information about this variety from our readers in the future as they are bred in so many colors as to present real breeding problems.

Komorner Tumbler Size And Station

by JOE T. POWERS

Size of the Komorner Tumbler has been discussed many times. Once we even had dimensions printed in the club bulletin. I'm going to cover the dimensions that I follow and explain how I arrived at them.

First, one area that makes a big impact on size is an item not covered well in our standard. That is FEATHER. We do not have a section specifically on feather. Under 'condition' it states: "should be tight of feather." Under 'body' it states: "is one of cobbiness," and ends with:"and firmness." Under 'body faults', it states:"and feel soft."

While only the condition directly refers to feather, the points under body are indirectly referring to feather in that it is very difficult to feel the true body size and condition of a bird that has a very loose feather. Additionally, 'cobbiness' is lost with a softer feather, as soft feathers tend to be loose, fluffy, and are longer. Lots of luster, and tighter feather are easier to obtain with a hard feather. The problem, of course, is to have hard feather everywhere except the neck, head and crest.

Only a few breeds similar to the Komorner give dimensions in their standards. The Medium Face Crested Helmet is generally considered to be smaller than the Komorner. Today's modern Domestic Show Flight is considered about the same size or slightly smaller. The standard dimensions for both the Helmet and the Flight are much the same. In show stance, both ask for a height of 8", from ball of foot to top of skull (not counting crest height). Length from front of breast to tip of tail is 8" for the Helmet, and 8" for the Flight. Both require a body width of 4" from outer edge of wing butt to outer edge of wing butt.

The LFCL Tumbler is generally considered to be a bigger bird than the Komorner. Its height should be 9" to 10" tall.

These 'size' differences are echoed by the NPA band sizes: the Helmet has an "A" band; Flights and Komorners have a "C" band (although several years ago the 'C' band size was changed to be the same size as the 'A' band); and lastly the LFCL has a "D" band.

While both the band sizes and dimensions put the Komorner slightly smaller than the LFCL Tumbler, and very similar, to slightly larger than the Domestic Show Flight, where do we look next!

The standard picture was my next step. Both the current picture as well as the old standard pictures show a bird that is slightly shorter than its tall. The current standard picture (remember, we are measuring from the bottom of the ball of the foot, which should be 1/8" to 1/4" off the floor in show stance to the top of the head for height, and from the front of the breast to the tip of the tail, for length) actually has the bird a bit shorter than the old standard picture.

With the above as a guideline, I came up with a height of 9" to 9-1/2" tall; a length of 9" to 9-1/4"; and a body width of 4-5/8" to 5" (outside edge of wing butt to outside edge of wing butt).

I added to the width of the Domestic Show Flight for several reasons: 1) the Komorner should be slightly larger than the Flight; 2) the standard says (under 'body'): "stout, short, and wedge shaped;" and: "breast broad, deep, and well rounded."

I feel the dimensions I use are a good fit for the Komorner Tumbler. While I do feel the standard would be better with dimensions, I'm not saying these are set in stone. They work for me, and that's all I wanted. I do think that any bird much over these height dimensions will be too big. Any bird much longer would have to borrow legs from a Hungarian or Maltese to keep its tail off the floor, IF it had proper station.

A point that affects both the height and length, in a proper show stance, is the leg setting. Legs set too far back on the body will not allow proper station. Birds with this type of leg setting (or placement) are unable to stand on their toes. They are able to stand up, ONLY from the chest, not with their entire body. I will not breed from birds with this leg setting due to the problems created. Because they can't stand in an upright position with their entire body, we have a horizontal (parallel to the floor) station, and in most all cases, this type of bird is too long for the type of bird the standard requires. The poor leg setting is directly tied to the longer, flatter type of body.

Birds with the above problems are becoming more and more prevalent in the breed the last ten years. Fifteen to eighteen years ago almost every bird had fairly decent type (and leg setting). One seldom saw a bird with these problems. The "CREST CRAZY FRENZY of the '80's is the main cause of this problem. Higher crests means longer feathers, which means longer birds, which creates long and flatter bodies, which moves the legs back on the body.

Trying to get a proper sized and typed bird when leg setting problems are present causes other extremes to be picked, thereby creating additional problems. Birds too long, necks too long to balance with the rest of the bird trying to get more 'height', in order to make the station "look" better.

'Station' in the standard says: "carry itself in an upright, bold and jaunty manner." (Poor leg setting keeps this from happening.) Upright is generally considered to be over 60 degrees, even 80 degrees in some breeds. The Komorner standard picture is LESS than 60 degrees, so in that respect the picture is not correct in the classic terminology of UPRIGHT. Yet it has been years since I've seen any of the birds in the Champion line up that stood up close to what the picture shows. WHY??

Personally, I'd like to see that station of the standard picture changed to an upright stance of 65 to 70 degrees. Maybe that would help us get back to having classes where almost every bird would dig in and stand up on its toes. How many birds did you see at your last show standing with the balls of their feet AND rear toes off the floor??

How do we measure our birds? Really rather simple for the most part. I believe that most 15" show coops have the center bar at 8" (18" coops usually are at 9"). Measure yours to be sure. You can use these center bars and estimate the rest, or mark the wall or show coops with a line or lines at the points you want.

Width is not hard either. Just keep a ruler by your judging coop When you pick up a bird, hold its chest against your chest, and slide the ruler under the bird. Feathering must be remembered now. If your bird is loose feathered, you really need an extra hand to be sure you have the feathers tight (firm) and the ruler placed properly. Most Komorners are going to be around 4" on this edge of wing butt to edge of wing butt measurement. In measuring, keep the wing butts against the body, and the feathers against

the wings. Don't fool yourself by stretching your measurement–the only person you are doing this for is yourself. Don't let an oversized bird get you excited just because it is wider than a smaller bird. The key to this whole thing is still balance–how does the width fit with the length and the height?

The breast to tip of the tail is the hardest one to get, but it's not real difficult. You can't make this measurement while looking at the bird. We have to improvise on this one a bit. After trying many ways, I've settled into an easy and a satisfactory way. Although consistent, it is not completely accurate in relation to show stance. It does give you an excellent idea of your bird's length. I measure the bird's length while holding it. With the bird in my right hand, I slide a ruler between my middle and ring fingers (bird's legs are between my index and middle fingers). I then push both up to my chest (not your stomach—for obvious reasons on many of us) to get a close measurement. This length will actually be shorter than your bird would be in a show stance, because you are unable to measure from the farthest point of the chest when standing. It does give you a good, close measurement.

There are probably many other accurate ways to do this type of measuring, but this way is easy for me. You may be more comfortable doing it another way

Using these measurements, I try not to keep too many birds that are over 10-1/4" in length. Any bird that's over 10-1/2" has to have a lot of strong features for me to think about keeping it. On the width side, the bird has to have a lot of strong points for me to keep it (even a hen, unless real small) if it measures much less than 4". I have a fair number of birds that are 9-1/2" long, and a few that are between 9" and 9-1/4". In width, I have some birds over 4-1/2", but only one that is close to 5".

This system is one way of tracking your size, and NOT getting yourself fooled by birds that 'fluff' themselves up in the show pen. Fluffing up does make them appear to be wider or deeper, BUT we need to get this feature into birds that do actually have some width to begin with. The key to all of this is to remember that we must have width in proportion (balance) to height and length. A bird that falls close to these measurements with a hard, tight feather, could well be a much better bird to use than a bird with better numbers, but a soft feather.

Many may think that I'm going overboard with this size measurement and station idea. If you stop and look at just what encompasses the areas I've covered, the bottom line looks a bit different. On Magpie Marked (and White Flights) the following points apply: STATION–10; BODY–10; WINGS & TAIL–5; LEGS & FEET–3; NECK–2.

That's 30 points without any from condition, of which some do apply. That's TWICE the number of points for CREST (15). On Selfs, it's 35 points against 20 for crest. It is much easier to develop a family of consistently typey birds and then work for larger crests than it is to take a family of soft feathered, long, flat bodied birds, with BIG crests and bring them back to the proper type and bodies.

While neither the size, body, or station features, or the crest make the Komorner Tumbler the bird it should be today, it is a happy balance of these, and the rest of its features that make the Komorner such an exciting part of the Tumbler world.

The Genetics Of Foot Feathering

by ANDREW REED, Sanbornville, N.H.

After raising pigeons for many years and making numerous genetic crosses, I feel that I have a good understanding of the mechanics behind the inheritance of foot feathers. There are three main types foot feathering: Muffs, Grouse muffs and Slipper muffs. Then there are the intermediate types produced by combining any two of the original types. Only the first three will breed true, though. I will begin with the most common and wide-spread form.

The gene that produces grouse muffs is considered a partially dominant or recessive trait. A bird must carry two genes for grouse in order to fully show the trait. These birds usually have short feathers covering the toes and longer feathers on the legs. When a grouse muffed bird is mated to a totally clean-legged bird, the young will have small feathers on the inner sides of their legs. But, if the clean-legged parent has some small feathers on its legs, then the cross bred young tend to have heavy feathering on their legs and possibly the bases of their toes. If the young of the first mentioned mating are then mated to fully clean-legged birds and then their young mated to fully clean-legged birds, and so on: the degree of feathers on the legs of succeeding generations will steadily decrease until the birds which carry one gene for grouse (gene symbol gr) will barely be distinguishable from clean-legged birds.

On the other end of this, if a grouse muffed bird is mated to a clean-leg breed that has some minor feathering on its toes (Racing Homers tend to have "mini-plumes" on their legs), then the young produced will have well developed leg feathering. One of these young mated to a grouse muffed bird will produce 50% grouse muffs and 50% leg feathers. But the young with leg feathers (one gene for gr) will have longer feathers on their legs and profuse feathering on the bases of their toes, some will even look like poorly developed grouse muffs. The reason for this is modifier genes. These modifier genes cause minute feathers to appear on the legs of superficially clean-legged breeds. These same modifiers also have an effect on the more complex foot-feathering genes. Take a look at a loft of grouse muffed birds (Satinettes) and notice that some have better developed muffs than others. The modifier gene that produces feathers on the legs of clean-legged birds appears to act as a recessive. Thus, theoretically a family of poorly muffed birds could be graded up to better muffs by using for an outcross a clean-leg with well developed mini-plumes! All of this also pertains to slipper and full muffs. So, the gene representation of a bird with grouse muffs is written as: gr, gr. A clean-legged birds: ++. And a bird with one gene for grouse (leg feathers): +, gr.

Next is the least common type of foot feathering: slipper muffs. This type of muffs is caused by a partially dominant gene. It has the effect of producing short feathers on the legs of birds and long feathers on the middle toes only. The gene symbol is "Sl". This gene reacts the same way to modifier genes as does grouse. When a breed with slipper muffs

(Continued On Next Page)

(there's only two: English and Pigmy Pouters) is crossed to a clean-legged breed you can get birds that are practically clean-legged and birds with as well developed foot feathers as their slippered parent.

The gene symbols for a slipper muffed bird are: Sl, Sl. And the cross bred young would have symbols: Sl, +.

If an English Pouter (slippers) was crossed with a Blondinette Oriental Frill, all the young would appear to have slipper muffs. But if you looked closely you wold see that there are also, besides feathers on the middle toes, feathers on the outer toes of the birds. They all carry one gene for slipper and one gene for grouse. This can be shown like: (Sl, +). Two of these hybrids if mated together can and will produce, among other types, what is known as muffs, what I call "full muffs!" Full muffs are produced by the combination of two genes for grouse (gr) and two genes for slipper (Sl). If grouse muffs produce long feathers on the legs, and slippers produce long feathers on the middle toes, then it only makes sense that a combination of the two (Sl, Sl) (gr, gr) would produce birds with long feathers on legs and toes! When crossing grouse and slipper to produce muffs, only a small percentage of the birds produced will actually have full muffs. As I stated earlier, the gene symbols for the first-cross offspring (F1) would be shown as: (Sl, +) (+, gr). Two of these mated together would reshuffle the genes and a wide variety of phenotypes would be produced - from totally clean-legged all the way to full muffs.

One of each set of the genes is passed on to the young, from each parent. When these sets are divided for recombination in reproduction, the sex cells (gamates) carry these four combinations: (Sl Sl +) (+, gr,+) and (+) (gr).

See diagram 1 to see how these combinations would look.

As can be seen Diagram 1, approximately one out of 16 offspring produced will have full muffs.

Conversely, only one in 16 will be truly clean legged.

Another way this can be shown can be seen in Diagram 2.

There also are other grades of foot feathering besides the original three. Grouse slipper, and full-muffs will breed true when mated to their own type with only minor variation due to modifier genes. I have taken the liberty of naming the remaining types.

The first grade is what I call leg-feathers. This is a bird with feathers on the legs but not toes, carrying only one gene for grouse (the result of crossing grouse with wild-type). Next is what I call foot-feathers. This looks similar to slipper but has short feathers on legs and toes and can be produced either by crossing full muffs with wild type or by crossing grouse with slipper. Next, if you cross a grouse muffed bird with one with full muffs you will get medium muffs. These birds get a gene for grouse from both parents but only one gene for slipper from the full muffed parent: (Sl, +) (gr, gr). The cross in my diagram would produce two of this type out of 16 young on the average, or 2/16 = 1/8. By cross mating slipper muffs with full muffs you will get (full slippers). The medium muffs look just as they sound — halfway between grouse and full. The full slippers look like extra long and full slippers. (Sl, Sl) (+, gr). These birds have two genes for slipper and one for grouse.

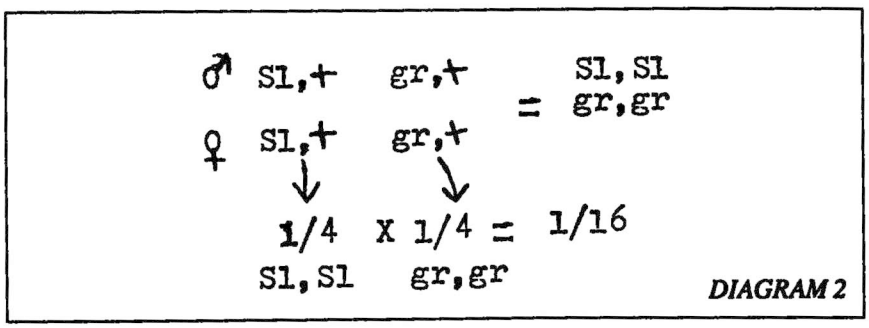

DIAGRAM 2

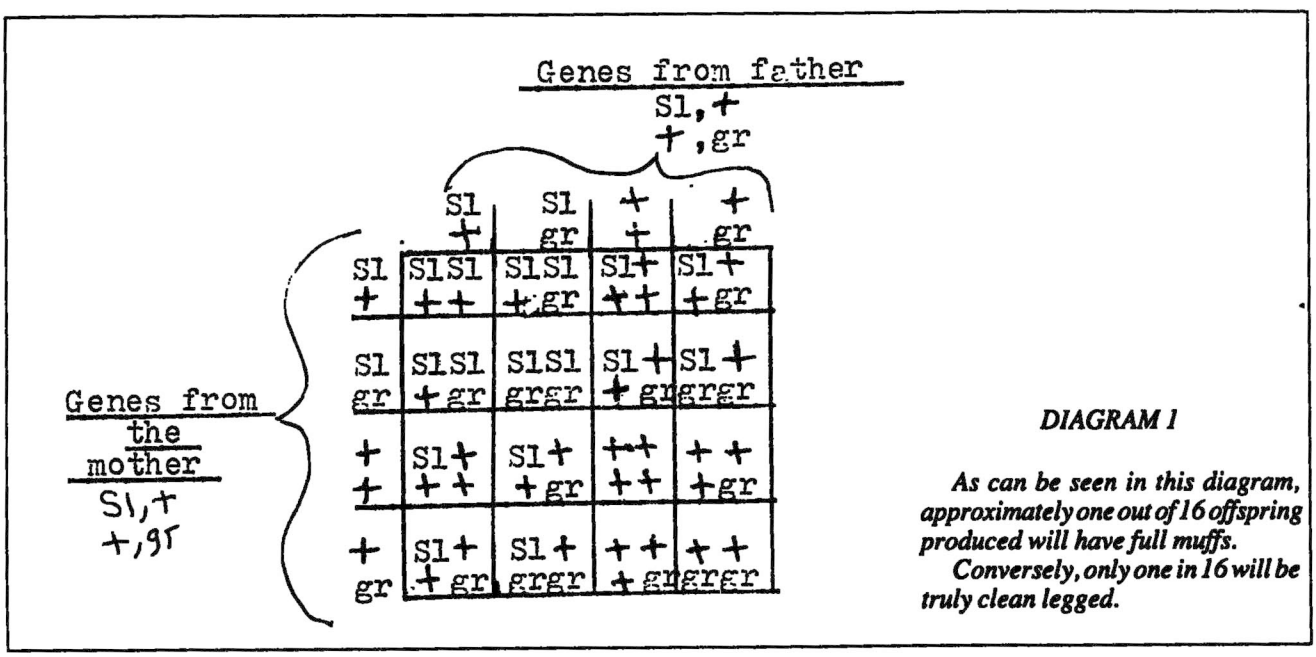

DIAGRAM 1

As can be seen in this diagram, approximately one out of 16 offspring produced will have full muffs.

Conversely, only one in 16 will be truly clean legged.

The last type is similar to the leg feathers. Birds with one gene for grouse, leg feathers, tend to have heavier feathering on the inner sides of their legs. But birds with one gene for slipper (produced by crossing slipper with wild-type) tend to have heavier feathering on the OUTER sides of their legs. Both of these leg feather types also have disarranged scales on their middle toes. All these types will not breed true when mated to their own type.

For example: two medium muffed birds will produce:

1/4 grouse muffs

1/2 medium muffs, and

1/4 full muffs.

(See Diagram 3)

The birds with grouse muffs, foot feathers, medium muffs, and full muffs all have feathers on all their toes. But, pigeons with slippers and full slippers have feathers on all other toes but never on their inner toes. Also birds with full muffs have long feathers on their middle and outer toes. Medium muffed birds have long feathers on their middle toes, but the feathering on their outer toes is quite short. The same goes for slippers and full slippers: the first has long feathers on middle toes only, while the latter has long feathers on both middle and outer toes.

I hope that my descriptions on the genetics of foot feathering are such that they can easily be understood by the average fancier with a basic knowledge of genetics. Using this knowledge one can produce any type of muff on clean-legged breeds, or lengthen the muffs on a grouse muffed breed, etc.

Anyone with questions, criticism, or comments please feel free to write to me: Andy Reed, P.O. Box 115, Sanbornville, N.H. 03872.

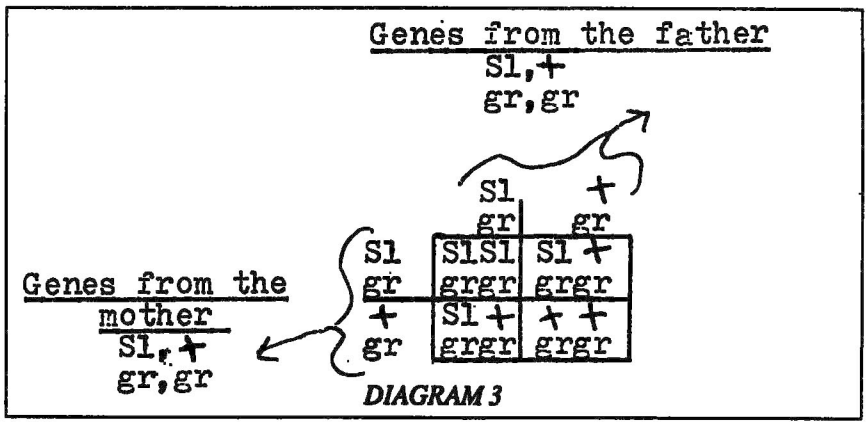

DIAGRAM 3

Another Idea For The Splay-Legged Squab

by HERBERT SIMPSON, Monkton, Md.

On page 23 of the April 1992 issue of the American Pigeon Journal, writer Anne Ellis of East Moline, Ill., offered the 69 cent solution to the problem of splay-legged young squabs in the nest.

Over the years, I have experienced this condition a number of times and I must confess that I elected to destroy the squab in every instance. Many times the squab involved was a show quality bird in every other aspect.

Since reading this article, I have had three opportunities to test the 69 cent solution. In one instance it worked perfectly but in the other two cases, the squabs would climb out of the loaf pans almost as fast as I could put them back.

On a recent visit to the loft of Marvin Angle, the NPA director for District 2 (at that time), he showed me another good solution to the persistent problem.

Marvin bands his youngsters on both legs and ties them together with twine of an appropriate length. This procedure allows the bird both horizontal and vertical movement with almost no discomfort to the squab.

You can use a surplus band left over from a previous year as a second band or if you prefer, you can use two consecutively numbered current bands.

This system offers a sure-fire way for identifying the sex of the mature bird. Using an even numbered band on the right leg and an odd numbered band on the left leg, you can then remove the correct band after the sex has been definitely determined.

In a few short years, all cock birds will be banded with even numbered bands on the right leg and hens will be banded on the left leg with odd numbered bands.

Now, you have a 15 cent solution to the splay leg squab as well as a 69 cent solution. Nevertheless, I wish to commend Anne Ellis for opening the door on this common problem.

Thanks To Anne Ellis

by TOM MILLS, Columbia, Mo.

I certainly appreciated the article in the April 1992 issue of the APJ by Anne Ellis of East Moline, Illinois on curing the young bird developing the splayed-leg problem. I have experienced this heartbreaking condition and, knowing of no way to cure it, lost several good birds. Thank you Anne for sharing your advice.

I might add a footnote by saying that this condition seems to be caused by a somewhat slick surface on the bottom of the nest. If the baby works its way down through the nesting material to the bottom of the nest, its leg will tend to slip out from under it. This usually occurs at a critical point in the development of leg and hip joints.

I have found that placing a coarse grade of sandpaper, or preferably a piece of asphalt roofing shingle, in the bottom of the nest before adding nesting material will usually prevent this problem. Between this preventive precaution and Anne's "mini loaf pan" cure, maybe we can totally eliminate the loss of birds due to the splayed-leg problem.

True Grit

by DONALD R. PISOWICZ, Porter, Ind.

Good or bad? Anyone involved in the hobby of keeping, breeding, performing or showing pigeons uses grit in one way or another. Some use it right and some use it wrong. Sometimes we are too good to our birds. Now I don't want to impress anyone and lead them to believe I mistreat my birds. Let me put it this way. After my family and friends, my birds come next and I'm a firm believer that if you want to keep pigeons for whatever reason pets, food, etc., you should take proper care of them or get rid of them period.

Anyway, getting off of the ethical or moral duties of a pigeon keeper let's get back to the grit of this article. Let me explain what I found out about grit. I don't mean the homemade variety like the cheapskates (myself included) use, but the professional store bought kind. Now there is absolutely nothing at all wrong with the redi-mix varieties. I want to get that out in the open up front right now if it is used right. A few years back I did an article on preventive medicine. It really was not about the use of medicine to prevent sickness in pigeons, but the proper management of the pigeon loft which in turn meant healthy pigeons. Now doesn't that make sense? To me it did, but I got some negative replies. Mostly from people who think they are ahead of the rest of us because they use modern drugs, etc., to cure eye colds, cankers, etc. when all you have to do is sit back and realize that maybe all that's wrong is you are overcrowded and are keeping way too many birds in a given space. And maybe all you have to do is cut back on the amount of birds or increase the ventilation etc. But I guess it's too simple and it don't cost much so it can't be the cure for the problem.

Well I got off stride again so let's get back to the grit. I personally don't use store bought grit mainly due to the salt. The salt is the culprit nothing else, just the salt. Let me explain. Even if you keep your grit hermetically sealed, as soon as you put it into your loft it starts to draw in moisture and turns sour. Now you Texans and good ole boys from the southwest hold on here and don't go ride off into the sunset singing "Boy this here Hoosier don't know what he's talking about." Even though ya'll don't have the humidity to contend with like the more humid regions you have a worse source of moisture. As we all know pigeons don't urinate like say a horse, but they do urinate. It's mixed along with their feces (crap). It's the white stuff on top of the darker stuff. I'm talking normal not the abnormal runny, green kind. We will save that topic for another day. Anyway, you put the grit in a bowl and almost immediately the salts and minerals start to draw moisture . In the more arid regions where does the moisture come from? You guessed it, from the pigeon droppings! Now if you use grit sparingly and what they don't clean up at the end of the day you dispose of you won't have any problems. My homemade mix is so simple. 50% oyster shell, 50% granite (chick size) and NO SALT. Throw a handful in the feed mix. If they leave some grit in hopper I cut back a little. I have been doing this since 1977 with no ill effects. I know several fanciers who have read my previous article on grit who use it and they have had the same good results as I have so it works for others as it does for me. The main thing is use common sense and things work out a lot simpler and the hobby is more fun that way. That's what it's all about anyway.



Two young Lahores. – Photo by Dallas Davis.

Why Raise Lahores

by DALLAS DAVIS

The Lahore is a hardy, colorful medium sized breed of pigeon, usually easy to raise, although the show winnings are not usually so easy. To me, that very fact that there are good Lahore breeders across the U.S.A. and there is no one power so to speak, only adds to the enjoyment of the bird. Add to that the fact that we find the Lahore in so many colors like Black, Lavender, Dun, Red, Yellow, Blue Bar, Silver Bar, Cream Bar, Mealy, Brown Bar, Khaki Bar, Milky Bar, Andalusian, Grizzle, Red Checker, Yellow Check, Blue Check and more! Wow, is all I can say. What a color breeder's dream.

But before you run out and buy a pair of each, visit shows, look the colors over, find out the good and bad points in each color. Visit good Lahore breeders lofts. You will find them most helpful.

You will also find, on the most part, that the Lahore breeders are fair, fun-loving people ready to promote their club and breed. I might suggest you join the American Lahore Club and get our standard. Read it over as well as locate your District Director who will be happy to get you show dates, breeders of your color and give general info on Lahores.

To join the American Lahore Club, contact Alan Zushlag, 1507 Corcoran St. N.W., Washington, D.C. 20090.

I feel that if you try just one pair of Lahores and meet the great folks of the A.L.C., then we will have a Lahore breeder for life. Catch the bug, but once you do, you won't want the cure.

Here's My Answers!

by ELLEN R. HAMELL, Phoenix, Ariz.

Although I have not read the "little red pamphlet" issued by the American Pigeon Fanciers Council (APFC), I would very much like to if it prompts questions like these from you. W.F. Hollander who is one in the same Willard Hollander, affectionately known as "Doc H" who writes in the newsletter Pigeon Genetics, are you not?

Just off the top of my head, without spending unwarranted time on research, I will try to answer your questions.

1. I don't know the percentage of pigeon breeders that own microscopes, but adequate ones are available to the public for a reasonable investment. I feel sure there are many veterinarians and other knowledgeable people across the country who would take a few minutes to explain and demonstrate this simple diagnostic procedure. I guess how much of a 'hang' one gives depends on how much one values their birds and effort put into producing the HEALTHIEST stock possible.

2. I guess you will have to ask Foy's that question. If I remember correctly copper sulfate comes in that little bottle with the skull and crossbones on it. The fact that it's acidified must make a difference between life or death of our pigeons or somebody's pigeons. Calling the phone number listed in advertisement and distributed by the Racing Pigeon Bulletin gives a verbal testimony that it is used by many fanciers as a cure for trichomoniasis, not as a euthanasia. We personally have not used the product.

3. Did you know that "Trichomoniasis" is the name for a disease caused by any one of many species of trichomonads (a type of potozoan)? For instance, in humans the protozoan responsible is T. Vaginalis and in cattle is caused from a different species other than which you were referring called T. Foetus. In our pigeons the species of protozoan is T. Gallinae, and is not primarily sexually transmitted, therefore cannot be considered venereal. I believe in pigeons the disease is primarily transmitted by: 1. Parent to squab via feeding. 2. In drinking water. 3. From food dropped from the mouth of an already infected bird. So let's class it as a parental, drinking or eating disease. Personally I think communicable will do fine.

4. I don't know how you could be wrong unless you cut your biology class and slept through sex education. Perchance the authorities you speak of were referring to "binary fission" A method by which singular, asexual (without sex) cells reproduce such as protozoa, certain bacteria and other organisms I'm sure.

5. Natural enemies or special microbial pals, perhaps some type of organism not as commonly found in any ol' bird book as Candida or Chlamydia. Probably best to ask a protozoologist. Natural restraint in the environment; such as evaporation causing dehydration and death of these moisture-loving protozoa, or fluctuations of temperature within their accustomed element would also be fatal. To what exact degrees of thermal readings I would like to know.

6. I would like to think that labs, like "Wildlife Laboratories" in Colorado who developed and manufactures Spartrix, performed that hated cruelty of laboratory testing on live and kicking little trichomonads. Hopefully, there is at this moment more cruel testing going on, in effort to bring forth a safe, easy to administer and effective antiprotozoal with which to control their existence.

7. That question is indeed for the researchers. I am but a wildlife rehabilitator (specializing in avians) permitted by the state in which I reside and a veterinary technician. Conceivably the perfect test-tube is the pigeon if you really want to propagate these critters. As with all living creatures nature provides a habitat, survival tactics and a way to reproduce its own kind all suited to its very existence. Nature does amazing things.

Hope I have enlighten you just a little, satisfied your curiosity about tricky trichomonads or tickled your funny bone

P.S. Cute diagram of canker.

Pros And Cons On Adding Lattice To Loft Bottoms

by D.D. EDWARDS, Baton, Rouge, La.

My fellow fanciers I most certainly approve of using Lattice to add a little beautification, a touch of class and a pinch of elegance.

However, I'm concerned about it may be a step backward in the protection department.

We have proven that raising the loft a foot or two off the ground is a health and safety protection feature. But adding the Lattice seems to be just like putting "Stair Steps" for rodents, vermin, snakes and insects. It's design is perfect for climbing.

It most certainly "does not" present itself as a problem now because of the cooler weather, but what about the upcoming breeding season or warmer months when the pests are prevailent?

Maybe we could and should add at least a three inch strip of aluminum across its top or even four inch around the entire building. The aluminum overlap may be a necessity.

Maybe we can give this a serious thought before breeding season. Submitted with the intent of obtaining constructive pros and cons with the advancement of the hobby in mind.

PIGEON VIDEOS

CLEARANCE SALE

1. THRU THE LOOKING GLASS (120 mins.) $20.00
The Eye-Sign Theory explained in simple terms by Brian May.

2. THE BEST OF BRITISH (120 Mins.) $20.00
The secrets from UK's long distance race winner Geoff Kirkland and from Frank Tasker the UK's leading fancier over the shorter distance. Breeding, training, feeding and racing tips from the UK experts.

3. ANOTHER DAY WITH GEOFF (60 Mins.) $15.00
Geoff one year later with more of his secrets.

Add $6.00 per video for Post and Packaging
All Videos American System - N T S C - VHS
Payment by Personal Check or Money Order to:
GOLDEN VIDEO PRODUCTIONS
P.O. Box 357, Southampton, S09 7ZA ENGLAND
Tel: ENGLAND 703 437888.
Please allow 10 days for delivery.

California Classic

by J.V. BROEK, Fly Coordinator

The Fifth Classic Event is almost halfway over. The birds are being flown for one year by Chuck Zeller of Norco, California.

The weather is improving and the hawks are almost gone, so that means that we will be working the classic teams harder than ever.

Just to give you a little history of this event. . . . . .

We flew the first classic event at my place in Norco, Ca. in 1990, with Kenny Billlngs of Modesto winning the 1st place money of $1600.00. Last year Kenny flew the classic birds at his place in Modesto with Leonard Kahut of Portland, Oregon winning the top prize of $2,000.00.

To date, this event has paid out over $20,000 dollars (pretty good for rollers!).

We have our loft manager on board for the 1994-1995, Sixth Annual California Classic Event.

Arnold Jackson will be flying the Sixth Classic Event at his place in Fullerton, Calif. Arnold flys with the SBRC and has been involved with rollers most of his life. We are excited about having this fine pigeon jockey as our loft manager .

A list of the rules for this prestigious event follow. Don't be left out . Send your deposit as soon as possible.

Contact myself, or Doug Brown, or call Arnold and get his input.

Arnold has flown in the Classic the last three years, winning a Thousand Dollars for 2nd place in 1992.

Here are the rules:

6th Annual California Classic
Affiliated With
California Performing Roller Club
RULES & REGULATIONS
To Determine
The Best Performing Pigeon

1. Each entry will be (2) two birds between 6 to 8 weeks old.

2. First 40 entries will be accepted. 50% of the entries will be reserved for out-of-state entries.

3. Entry fee will be $150.00 per entry. One entry per person.

3a. Entries may consist of more than one person, or may be a club entry, etc.

4. Prize fund for this contest will be approximately $5,000; 1st place pigeon will be guaranteed $2,000 (forty entries) and trophy, with a $1,000 guaranteed to the second best pigeon. Remaining prize money to be divided among the other top performers. (We hope to pay ten places, prize money based on 40 entries.)

5. All birds will be flown at a common loft. All consisting of two 40 bird kits. Entries will be flown, one in Kit "A" and the other in Kit "B".

6. Birds will be received starting July 1, 1994. Birds must be received no later than July 15, 1994. Training will start at this time.

7. Any bird lost or injured before Sept. 15, 1994 may be replaced by the owner at his expense. After Sept. 15, 1994 no bird can be replaced for ANY reason.

8. Kits to be flown daily, weather permitting.

9. Judging will be based on quality spinning, kitting, frequency and depth.

10. Judging will be started by loft manager. Final judging will be by an approved panel of judges, consisting of 3 or 4 judges. Final judging will begin May 12 through July 9, 1994. All decisions will be final at that time. Any unforeseen circumstances will be settled



Note the open pens in Ernie Sorrentino's coops. No dust!

Don't Give Up The Ship

by ERNIE SORRENTINO JR.

I've been getting tired of reading stories about us pigeon lovers giving up our hobby due to the dust. Don't close them up, open up the coops. We're nuts breathing in all that dust. I'm 46 and visit other coops and feel like I've smoked a joint. I know that feeling because in my hay days I smoked pot, and it can put a toll on your lungs. Ha! The smoke is just like dust with no buzz, ha!

Open up your coops. I raise Hungarian Budapest and have had people knock my set up. They said your birds will die in the winter. Well, they were wrong!

Face the sun if possible. You can make your pen of wire and plastic. Let the birds climb to the top, out of the draft. Keep water and feed dry and your home free. Come to my place, I'll show you the best of the breed with the biggest eyes looking 100%.

So don't breath in that dust, it will kill us. Faster than our wives will. So come on down to the "Clown Around", Bricktown, N.J., for a free tour on keeping us from breathing in that killer dust.

Open up your coops, the fresh air does them well. But a draft will kill them faster.

by the Board of Directors.

11. In the event of a major overfly or circumstances beyond the loft manager's control, all money, except expenses, will be divided evenly and returned to the entrants, thereby cancelling the fly.

12. All birds shipped to the contest will be auctioned and sold to the highest bidder.

13. The Auction will be held on Sat., July 15, 1995.

14. All prize money will be awarded on July 15, 1995, at the conclusion of the contest.

15. All contestants not winning any prize will be eligible for a $100 drawing.

16. After awarding of the prize money, the auction will start. Birds will be sold to the highest bidder.

17. Auction monies will be divided 50% to the breeder and 50% to the Calif. Classic. Auction monies will be sent to the participant within 10 days.

18. The Classic will sponsor a barbeque at the home of the loft manager.

19. Entrants must be 18 to enter.

20. Anyone removing his/her birds from the contest will forfeit the entry fee and all prize money.

21. The kits will be available for aerial viewing Sat., May 13, June 10 and April 15, 1994. All other viewing by appointment only.

22. No one is to handle birds except the loft manager, Arnold Jackson.

23. Birds to be housed by loft manager, Arnold Jackson, 2533 Deerpark Drive, Fullerton, Ca. 92635.

24. Rules on money/expenses will be furnished upon written request.

25. Loft Manager and Classic Sponsors will not be eligible to compete.

26. All birds must be banded for identification.

27. Winning pigeon to be pictured on the cover of the Roller Journal.

28. A monthly newsletter will be sent to all participants, and updates sent to Flying Roller publications.

29. There will be a lawn show at the Classic Event @ $3.00 per bird with 50% pay back.

TO ENTER

A. Contact: Arnold Jackson - Loft Manager (714) 524-1180; J. V. Broek - Fly Coordinator (909) 735-0955; Doug Brown - Publicity Director (909) 735-9735 or write: J. V. Broek - 3980 Crestview Dr., Norco, Ca. 91760

B. Send $25.00 perch fee A.S.A.P. to reserve a spot.

C. The remaining $125.00 must be RECEIVED when pigeons ship.

D. All entries will have first chance at next year's fly.

Chlamydia Infection In Pigeons

by SYED BOKHARI, University Of California Extension

Chlamydiosis is an acute or chronic infectious disease of many species of birds including pigeons. Orinthosis and psittacosis are commonly used synonyms. The disease is characterized by systemic, pulmonary or enteric signs and can be transmitted from birds to birds and other animals, including people and vice versa. Chlamydiosis is caused by Chlamydia psittaci which multiply in cells of the respiratory system and organs like the liver, spleen and bone marrow. Incubation period is five to seven days. It is prevalent in colony-nesting species of wild birds and is most fatal to squabs and other nestlings.

Chlamydiosis is very common in pigeon lofts, and squab growers in California experience this problem each year with sometimes significant death losses. Squabs in the second or third week of life are exposed to the greatest risk. Severe diarrhea and emaciation quickly lead to death. Chlamydia infection in pigeons is often accompanied by concurrent paratyphoid, canker or any other microbial infection. In such cases, mortality rates among birds are high, chlamydiae are shed in very large numbers, and susceptible hosts in the immediate environment of infected birds are exposed to doses that can result in severe clinical disease.

Common reservoirs of chlamydia include wild and feral birds such as sea gulls, ducks, herons, egrets, pigeons, blackbirds, grackles and house sparrows. There are two kinds of chlamydia found in the field:

a) Highly virulent strains of chlamydia, that cause acute epidemics in which 5-30 percent of affected birds die, are carried by sea gulls without any apparent effect on these birds. These strains produce a quick fatal disease by extensive vascular congestion and swelling of vital organs. Most often such strains cause serious human infections in bird handlers and caretakers.

b) Strains of low virulence that cause slowly progressive epidemics with a mortality rate of less than 5 percent when uncomplicated by secondary bacterial or parasitic infection. Most often such strains cause infection in pigeons, ducks and turkeys, sparrows and other wild birds. Birds infected with these strains usually do not develop the severe vascular damage evident in birds infected with the virulent toxigenic strains, nor do they have such obvious clinical signs.

Outcome of Chlamydiosis can be economically devastating for the commercial squab and poultry producers because of carcass condemnation at slaughter, egg production and weight loss, and/or the expense of antibiotic treatment to reduce mortality and allow marketing of birds.

The most probable course of disease in uncomplicated chlamydia in pigeons is that of an unapparent infection followed by development of carrier state. Should a stress condition or secondary infection complicate the primary chlamydial infection, the disease will take an acute form and death may follow. The acute form is frequently observed in squabs. Once the infection has been overcome, both acute and chronic forms may produce latent carriers, which are a constant source of infection without showing any signs of the disease. Chlamydia are excreted in the feces, the lacrimal fluid, the beak and throat mucus and the crop milk. Birds visibly suffering from Chlamydiosis and those with latent infection may excrete the organisms.

The pigeons contact the infection by breathing in dust containing the pathogens, by ingesting infected feed or drinking contaminated water, and by billing or feeding their squabs. An important factor in perpetuation of chlamydia in

(Continued On Next Page)

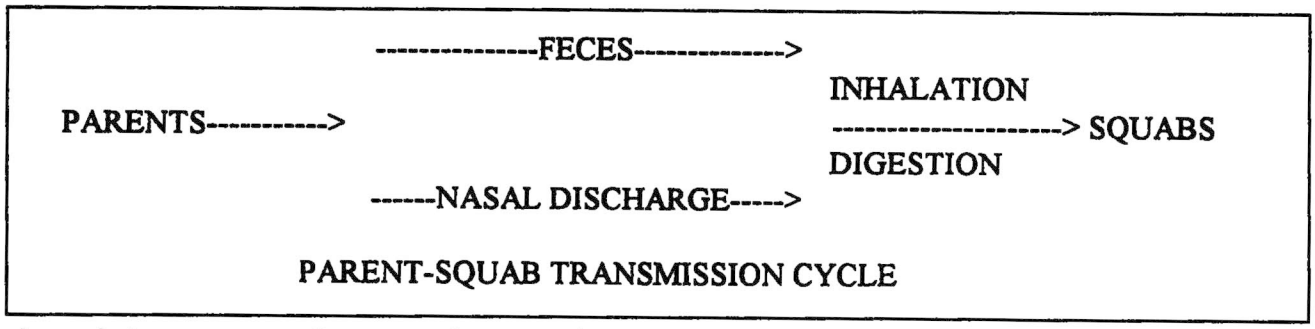

pigeons is the parent-to-nestling transmission cycle.

The spread of chlamydia and its outcome in pigeons is influenced by environmental factors such as crowding, unsanitary lofts, extreme variations in temperatures, large number of chlamydiae in the immediate environment, and host susceptibility.

Presence of chlamydia is usually manifested by impaired general condition of the flock and reduced performance in breeding and racing pigeons. Birds are less lively, move into corners, eat less and drink more water and have diarrhea. Other signs of trouble include: a) substantial swelling of the conjunctiva (mostly on one side), watery eyes, and sensitivity to light; b) pronounced reddening and swelling of eyelids; c) contamination of the area surrounding the eye and swelling of the comea due to secondary infection; d) prolapse of third eyelid; e) puffy eyes due to obstruction of the lacrimal canal; f) sticking together of the eyelids; g) pronounced swelling of the eyelids with progressive loss of sight; h) difficulty in breathing due to swelling and obstruction of the upper respiratory tract; and i) pneumonia changing into an air sac inflammation.

Chlamydia mainly multiply in the liver, spleen and bone marrow; these organs swell considerably. Vital tissue is destroyed, and organs no longer function properly. As a result, toxic substances accumulate in the tissue and the blood, causing blood poisoning (septicemia). In sick squabs, the liver is swollen, mottled, and hemorrhagic. The spleen is enlarged, soft, spongy, and easily ruptured. The heart covering (pericardium) is inflamed and coated with secretions around it. In adult pigeons, the liver is enlarged with its rounded edges and pinhead speckles all over its surface. The spleen is up to three times its normal size.

Diagnosis is based on history of onset, signs, and lesions coupled with isolation and identification of chlamydia by a diagnostic laboratory.

TEN WAYS TO CHLAMYDIA PREVENTION AND CONTROL

1. Control the source of infection

The most likely source of chlamydia for birds is other infected birds, so basic means for the prevention of infection with chlamydia is separation of susceptible pigeons from infected birds and their secretions and excretions. Transmission can occur when susceptible and infected pigeons are in close contact or when infectious material from infected birds is introduced into the environment of susceptible birds. Such introduction takes place by the contamination of equipment, footwear, and clothing, vehicles, feed, water, etc. The presence of chlamydia in the feces is a likely means for movement of the pathogens by equipment and people. Therefore, restrict contact of your breeding pigeons with any source of contamination including visitors, and other animals including pets and rodents. Movement of people should be restricted so that visitors do not have free access to premises holding birds.

2. Place new birds under sanitary conditions

The new birds should be placed only in pens that have been thoroughly disinfected and/or steam cleaned. Protect them from contact with other infected birds or with wild or feral birds. Chlamydia is very susceptible to chemicals (such as quaternary ammonium compounds) that affect their lipid content or the integrity of its cell walls. It is somewhat less susceptible to protein denaturants, acids and alkalies. Infectivity is destroyed within minutes by common disinfectants. Chlamydia is resistant to cresyl compounds and lime.

3. Accept only "clean" breeding stock

Procure quality breeding stocks only from sources known to be disease free. Breeding stocks should be blood tested and accepted only if they are found serologically negative for chlamydial antibodies. Know your source! Does this seller know about the diseases of pigeons and biosecurity measures to safeguard pigeon health? If you are not sure, don't buy. Build at least one small loft to keep the first generation, and any subsequent infusions to the gene pool, isolated. Allow only their clean progeny to enter the breeding pens.

4. Isolate your pigeon loft from other farms

Remember that chlamydia can affect all types of birds, and all types of people keep birds. Disease outbreaks never discriminate. They directly or indirectly hurt everybody. Isolate your pigeon loft from others to protect not only your flock but the flocks of other near and far who care about bird health and depend on poultry and other birds for family income and companionship. When people, equipment and birds circulate or travel from one farm or location to another, the stage is set for obvious or hidden but always costly introduction of disease. The same is true when birds of one type are kept close to others of a different type or allowed to intermingle or mix. If you do not practice pigeon loft isolation, you give chlamydia and other disease producing agents repeated opportunities to spread from other premises to yours.

5. Quarantine all sick birds

Enforce strict quarantine restrictions if one group or pen of birds is suspected of having chlamydia. Make every effort to prevent diseased birds or their excretions from coming in contact with other groups/pens. Do not permit service rep-

resentatives, friends, neighbors, or others to visit the suspected birds, and avoid any other activity whereby the disease agent might be accidentally carried away to infect additional flocks.

Prevent all wild and feral birds from coming in contact with an infected flock. It is very likely they will pick up disease-causing agents and excrete them among unexposed animals. Spread of disease occurs primarily by means of body excreta. Contamination of feed and water takes place readily and in this manner transmission is affected from sick to healthy birds in pigeon lofts.

6. Seek professional help promptly

If you suspect an outbreak of chlamydial infection in your pigeon operation, contact your poultry diagnostic laboratory or a veterinarian immediately for a conclusive diagnosis.

7. Treat affected birds as soon as possible

Once a positive diagnosis is made, affected birds should be isolated, kept under as sanitary conditions as possible to prevent spread of the disease. All chlamydia respond well to tetracyclines (CTC). At the advice of your veterinarian or other bird health professionals, medication can be given for a period of 30-45 days as a prophylaxis or to treat confirmed disease caused by highly virulent strains of chlamydia. Chlamydia is unaffected by bacitracin, gentamicin and neomycin.

Prolonged treatment with CTC may cause candida infection in pigeons. Make sure that waterers are regularly cleaned and sanitized using suitable detergents to prevent this problem.

8. Monitor flock health periodically

Monitor flock health by periodic blood testing and observation of nearby flocks for several months to determine if infection has spread. If positive titers or signs of disease appear in these birds, the flock should be treated promptly. Always patrol your indoor and outdoor bird pens on a daily basis to pick up and remove dead birds. In case of higher mortality, make sure that the loft is inspected more frequently. Make sure that your loft is designed to provide good isolation and security.

Lock all buildings and gates. Clean and disinfect equipment and buildings between each group. Provide clean footwear and use a pan with an approved disinfectant to clean footwear upon entering and leaving your pigeon loft. Allow no visitor to enter your breeding pens. Keep accurate mortality and medication records. Monitor wild birds, rodents, and pests and keep their population under control.

9. Prevent stresses

Extreme or sudden changes from normal conditions produce a strain or stress on bird health. On the other hand, less severe changes can be beneficial. Consequently, variations in room temperatures, feeds, new pen or loft mates, and caretakers may be made safely and often to advantage, provided they are modest and gradual. Good squab producers plan their changes well ahead to avoid the disadvantages of excess stress and to capitalize on well managed changes. Gentle handling can provide a life climate that is supportive to health, increasing a bird's ability to adjust to change and resist disease.

At times of special stress such as breeding, molting or flying, feeding a medicated feed containing an effective antimicrobial drug or vitamin supplementation may prevent an outbreak of chlamydia infection.

10. Eliminate carrier birds

Any plan for controlling chlamydia disease must have as its principal objective the elimination of the most prolific and constant source of infection in any pigeon loft, the carrier birds. Eliminate carriers of chlamydia infection from your flock. Some antibiotics may reduce mortality of squabs during acute Chlamydiosis; they will not suppress the infection entirely, thereby, leaving carriers to reinfect survivors. Alternating periods of treatment with periods of no treatment and rigid culling may help to eliminate a carrier state. Select disease-resistant breeding stock. Save squabs for your future replacement needs from clean parents only.

PUBLIC HEALTH SIGNIFICANCE

Being a communicable disease, Chlamydiosis can cause serious health problems for the people handling birds carrying this bacteria at the ranch or a processing plant. The disease in humans usually follows heavy exposure to air or dust-borne organisms when large numbers of infected birds are processed at processing plants or are confined in crowded poultry houses, pigeon lofts or breeding aviaries, or where a person is living in a close proximity of a single infected pet bird.

Squab producers should make note of the fact that unless unusually high levels of exposure alter the balance between infection and resistance, humans are less susceptible to the strains commonly found in pigeons and ducks. Always wear a dust mask and gloves when working with birds suspected of suffering from Chlamydiosis.

Join The

Eastern Chinese Owl Club

Promoting The Chinese Owl For More Than 30 Years

Five E.C.O.C. Master Breeder Point Shows Annually
Newsletters & Show Results
Dues: $15.00 Family
$10.00 Srs.; $5.00 Jrs.
Write: Denny Kesler
P.O. Box 56
Parryville, PA 18244
215-852-2364



Books On Pigeons

The Pigeon – 1992 Reprint

Dark Blue Buckram binding. Same fine paper and contents as the 1977 reprint. Recommended by Booklist of American Library Association. – Price $59.95 plus postage and handling (USA $2.00; Canada & Foreign, $10.00 per book).

Making Pigeons Pay

Revised 1968 edition, 1984 reprint. – Price $20.00 plus postage and handling (USA $2.00; Canada & Foreign, $10.00 per book.)

LEVI PUBLISHING CO.

c/o Palmetto Pigeon Plant,
P.O. Drawer 3060
Sumter, S. Car. 29150

Mike Anderson - Dedicated Flyer

by HAL CONN, Crystal River, Fla.

In the years I've taken pen in hand (in this case, computer) to write about pigeon flyers, they have all been old fogies like myself. In this case, Mike Anderson is in his early forties and is younger than my son. In the last eight years, he has demonstrated sufficient knowledge about flying pigeons to be my teacher, as well.

Mike flies in Panama City, Fl., under the banner, "Rebel Loft, 'Too'," and they combine with Albany, Ga. and Tallahassee, Fl.

This year, their long ones were Cairo, Ill., 517 miles for Mike and Evansville, Indiana, 663. Mike's champ is IF 90 PCFL 224, grizzle cock; Sion/Van Riel. He flew 500 as a yearling and a 2 year old on natural and this year he flew both 500 and 600 on widowhood. He arrived second day on the 500, but he flew the 600 on the day and made 1257.

Even more startling is the fact that his daughter, IF 91 PCFL 0270, Bronze hen, came with him for 1255! 0270 is a result of a mating of 224 and IF 89 RFC 555 dark check Gurnay hen, given to Mike by myself . 0270 was flying to 12 day eggs.

We have no repository for records in Florida, so far as I know, but the last report I read said that there had been only 6 day birds from 600 since anyone had kept records. I believe that I'm right in asserting that no one in the state has ever had two on the drop from a full 600.

Further, I'm told that the same is true in the New Orleans area: a handfull of day birds from 600 and never two on a drop. In other areas, I know that 600 day birds are relatively common, but in the south, this may be a record that will never be equalled.

224 has been with the leaders throughout his career, but this year, he was first clock bird in all races in which he was entered, winning 2 first diplomas, champion bird in the club, won average speed, A races, and overall average speed. Mike got champion loft; due primarily to the efforts of 224.

In addition to the 600, 0270 won a 200 this year, flown natural.

Another outstanding bird in Mike's loft is IF 91 PCFL 0234, BC Gurnay. In 1992, he clocked from 100, 300,165, 165 for two combine wins. He won champion bird, club and combine.

For the next really startling part of my story, I must tell you about Dave Seidman. Dave was a World War II pigeoneer. After the war, he lived in Queens, N.Y., where he discontinued flying, but he had imported from Ted Hart of England and had purchased from George Dorer, of Columbus, Ga., some of the finest Gurnays to exist since the master, himself. Dave hadn't flown for so many years that many of us were in doubt as to the value of the remaining birds. Eventually, he sold out to Dr. John Kazmierczak, Gurnay fan, importer from the few fanciers who still have the old strain, and champion flyer in the Central Jersey Combine.

Along with champ and judge, Lou McElroy, of Cary, N.C., Mike and I obtained some of the Seidman blood from Dr. John. Mike settled and raced four of his. One was lost, but the others flew as though no generations had been skipped. IF 92 HI 1888, bronze cock, flew every race on the schedule, including 500, 2nd day; IF 92 HI 1891 bronze cock, also flew 500 2nd day; IF 92 HI 1874, bronze white flight hen, flew 500 and 600!

Does that ruin some of your favorite theories? It does mine. Does it earn some new respect for the Gurnays? It



Mike Anderson holding a 3/4 Sion and 1/4 Van Reil, father to 600 mile day bird 1993 Evansville, Ind. 1989 AU SAU 1030 grizzle cock, a foundation pigeon for "Rebel Loft 'Too' ".

should. With so many new flyers, so many shiny new strain names, and a sorry disregard for racing pigeon history, not many people remember any longer that Gurnay was the greatest flyer of all time. He dominated a 250 member club for 30 years! Just imagine! And Mike has proven that in the right hands the Gurnays still reign.

A further point: Mike's birds fly for others. In the past three years, he has bred 9 out of area futurity money winners. This year, for example, he had 3 birds in the New Orleans Auction Race, 400 miles, 560 birds shipped, 98 clocked. All three of Mike's birds cashed, and two of them were Gurnay/Van Riel crosses, the combination which has been so successful in the CJC.

Like many of us, Mike started young; he was flying pigeons at twelve. When he was 17, he enlisted in the Navy, where he spent 23 years as a Navy diver. He likens that effort to pigeon flying: train very hard and weed out the weak ones.

He is now retired from the Navy and works at Zoo World as safety officer, maintenance manager and head of security. His boss is a veterinarian, and Mike believes that the relationship has contributed to his success with race birds.

Mike's young birds go one mile, first toss and jump to 40. The following day, they are crated and sit in the hot Florida sun for three hours without water. He releases them in 2's until all have trapped. He repeats this process for two more days and says that it cures all of his trapping problems.

After they drop the first flight, he cuts the 9th and 10th. Two weeks later, these are pulled. Early training goes on with 7 flights. Culling is a continuous and hard process.

He feels that most young bird races are won in the last 20 miles. Therefore, he doesn't train past 60 and he tosses at every other member's loft at least 5 times. After the series, he culls for conformation. He feels that he has already culled out the stupid ones.

He stresses feed a great deal more with old birds. His basic feed is Prograin 13; he adds safflower, canary seed, peanuts, and extra corn, depending upon distance and condition. Past 400, he soaks his feed in orange Gator Aid and adds garlic and honey. On their return, they are given canary/safflower mixture. By Wednesday, they are back on regular schedule.

Mike's Van Riels came to him from James Morgan, Brunswick, Ga., and as previously indicated, they have flown well, both straight and crossed. He and I met at a show in Columbus, Ga., in 1989, and he fell in love with the Gurnays. I gave him about half a team after the '89 young bird series, and he immediately started to whip me at the shows. For an old man, it's a pleasure to help in the success of a younger person, and I tell him it proves that Conn doesn't give away any trash.

Mike claims, I believe pretty accurately, that it's nearly impossible for a young flyer to start with top pigeons. He can't afford the astronomical prices. Personally, I have quit selling birds. It's too much headache. About the only way anyone will get Gurnays from me in the future will be to come to the Gurnay convention or join the Riverview Flyers Club.

Mike's new friend from last year's Gurnay convention is Jack Welling of Ohio. Jack also has Gurnays and Van Riels, and I believe they have traded quite a number of birds this year.

We Gurnay lovers must feel grateful to Dr. John Kazmierczak for his work in importing Gurnays and his generosity in sharing them. To Mike Anderson, we will always be grateful for proving that they are still the best.

The best part of pigeon flying for me has been the lasting friendships: Kazmierczak, Dorer, McElroy, and Anderson.

Mike's address: 7519 Laird St., Panama City Beach, Fl. 32408.



Pigeon towers at Al Karj, not far from Riyadh, Saudi Arabia. Although the pigeons can forage, they are fed grain also. – Photo from Edmund Hoffman.

Why Use A Barometer

by JOE STAYER, Olean, N.Y.

A barometer has taught me many things on flying the roller pigeon. I have been in the hobby since 1958 and have flown from the portable loft going on my 20th year.

For years I didn't believe in the barometer until 1983 when I was working in Burlington, Kansas. At that time everyone had to take schooling on new methods of radiation which the government required. This schooling lasted about 4 weeks. During that time I had a lot of time to kill so I got interested in reading two books–one hunting and one fishing. Both books stated that when the barometer reads between 30.0 - 30.5, it is the best time to fish and also hunt. When below this reading there is a storm in the area. Above this reading there is high pressure and fish do not bite and hunting is bad also. In big game hunting the guides go strictly by the barometer pressure to take their customers out on the best days to hunt and fish.

Years ago I flew my birds in my backyard and I had a lot of overflies and sometimes lost as many as 25 birds at one time. I thought at that time I had all the answers because I had been in the hobby for 10 years. Today I am much older and a lot smarter and I don't take chances.

My family of rollers consists of two families. One was from Allen Daniel of Gratz, Pa , getting 3 pair in 1958. Later I got 15 pair from Mr. Daniel when he was forced out of the hobby because of doctor's orders. I just found out a month ago that Mr. Daniel had got his stock from Bill Pensom's loft (imports). So I guess I can say I have birds out of Pensom stock. Also I got birds from Russ Harter of Canton, Ohio, starting with 2 pair in 1959. My birds from Harter's stock had a problem in overflies but Daniel's bird didn't.

I found looking at the tree tops or the high grass that if it looks like a side view C this means strong wind (storm). On the barometer this would be a low pressure under 30.0 reading. It is a sign of rough weather that can be windy, rainy or snowy day. A day I found that is also bad is if the sky is bright blue with no clouds you will lose birds. This is high pressure reading.

A day with clouds and blue sky is a fair day. But a cloudy day is really the best day to fly. When clouds are moving fast, this is a bad day to fly. Many families of rollers will get in one of these clouds and won't return to the loft. Also the barometer reading will let you know a sign a storm is near by. It might not be in your town, but 50 miles away. One day when I was working road construction I told the Supt. on the job he shouldn't pour cement that day. When he asked why I told him there was a storm in the air - LOW BAROMETER READING. He told me he didn't believe in that stuff. The next day the company found a $50,000 had been rained on and had to be done again. It had been a cloudy day with blue sky but the clouds were moving fast. My barometer showed low pressure under 30.0 reading.

Another bad time I found was to fly the birds on an evening after it rained. You see the sun drawing water out of a river or body of water. At this time the birds will fly to the sun and disappear for good.

One time at 11 a.m. I flew my birds but once they were in the air I had no control of them and that day was a very bright sunny day. I lost 25 birds that day. If I had had a barometer I would have know that day wasn't 30.0 or 30.5 reading.

If you are flying from a portable loft or stationary loft you should have a certain color marking on the roof of your loft so the birds will know where home is.

Flying in an airplane and looking down, everything looks alike. So keep this in mind when you fly roller pigeons.

Breeding Bell Neck Rollers

by DAVID MALINOWSKI, Warren, Mich

A few years ago I accidentally got started in a project that I would never have undertaken and that is breeding the Bellneck Roller to the Birmingham Show Roller standard. Here is what happened. I went to the Lansing Pigeon Show. The Lansing Club just happened to be hosting a roller meet. One breeding happened to have birds resembling mismarked Bellneck Roller. Now when I was a kid, my father and I had Bellnecks in all colors: Red, Yellow, Black and my father's favorite, Blue. Now we all know there are plenty of Bellnecks around in all colors, the quality is just old type. My thought was to purchase one AOC Bellneck and cross it to an old type Bellneck. Simple I thought. I purchased an excellent marked blue Grizzle Bellneck with one blue tail feather. Then I purchased a yellow old type Bellneck hen. When I mated them I produced six youngsters: Blue bar Grizzle white flight; Blue Tort white flight; Blue Bar Grizzle; Blue Bar; and two AOCs.

None ;of the birds were ever close to Bellneck and none were suitable to be used as an F2 cross. The next year I again tried with a different hen. No luck again. I raised four young AOC. Again none were suitable for an F2 cross. At the same time I was raising show type Birmingham Rollers. Jim Sharp told me to cross the Bellneck to a blue bar white flight hen that he had given me and forget the Bellneck project. They are still good quality rollers. I crossed the Bellneck to the blue white flight hen and raised four youngsters: A perfectly marked dark blue check Bellneck, "Jackpot"; an Isabell Baldhead roller; a blue bar AOC; a blue bar Grizzle. In the fall I purchased a blue check Bellneck hen in Louisville. In 1989, I mated my young Bellneck to the hen from Louisville and raised six blue check Bellnecks. I crossed the old Bellneck cock to the Isabell Hen (his daughter) and raised six youngsters: three Bellnecks and three whites. I culled these birds down to two pair. They all have good type, style and body. In 1990, I bred from two pair to improve their quality. I would like to see Bellnecks take their rightful place in popularity.]

If interested please feel free to contact me. — David Malinowski, 4745 Frazho, Warren, MI 48091, 313-754-6058.

How I Keep My Rollers Healthy

by GENE VARAO, San Pablo, Calif.

My pigeon feed contains the following: popcorn, smooth and Austrian peas, milo and safflower. The nutritional values are: protein 12%, fat 3%, fiber 6% and ash 5%. To this I also add canary seed. During the molting season I add flax seed. At least twice a week I give them a ration of greens such as chickery and Swiss Chard. In each section of my loft. I have a sulfur salt lick or you can use the iodine salt, these are both good and they really enjoy it. At times I will mix cod liver oil and Brewer's yeast into my feed. This I do more often when it is cold, usually two or three times a week.

I also find it helps to add to their water. I find that when I add 4 or 5 drops avitron vitamins per gallon water that it sure keeps my birds in good condition. I also disinfect their water with clorox (about I tablespoon per gallon), usually a couple of times a month, I add epson salt (1 tablespoon to a gallon of water) to their water. This helps to clean out their systems. I always make sure they have plenty of grit in front of them. In their bath water I usually add a little clorox or a little baking soda.

I rarely give my birds medicine. I believe that birds are just like people and can build up a resistance to medication. I use medicines when I think they are really necessary. If you use them all the time, it seems to me that when they really need the medicine, it doesn't work as well as it should. There's a lot of breeders who give their birds medicines every year before breeding season begins. They also treat them for canker. It is my view that canker is in the bird itself. I had a lot of trouble with canker years ago. I'm sure it is carried by one of the birds in a pair and it always stays with the bird. What I do is breed my birds and when canker appears, I split up the pair and pair them each with different birds and when it shows up again, I take the bird I believe is carrying the canker and do away with it. I haven't had a case of canker in years. And I have a lot of birds now. I still have a bottle of canker medicine that came out years ago (before they changed it) and haven't had to use it yet.

Velocity Vs. Style

by REX D. HAAS, Anson, Texas

The subject of velocity vs. style is one which could stand a little discussion. I'm not going to try to state certain facts here, I'm just going to discuss the possibilities or probabilities of velocity being mistaken for style or vice versa.

Jim Schneider has written a couple of articles on this subject in the past and I thought I would recap part of them in this article.

Nowadays the roller enthusiasts have means available to them to better understand the performing aspect of the roller in which the old timers didn't have. The use of the camcorder or video camera is the most recent and probably the most useful means available to us today. Over the past year or two something has become more evident to me, maybe not to everybody or even to most, but to some of us in the sport none the less. The fact that a bird that may have been termed "slow and sloppy" is really just sloppy and not really slow at all in terms of velocity. The ability to be able to determine revolutions per second (RPS) with a video camera is the deciding factor here. Most rollers that I have viewed on film range from 8 to 10 RPS with the best going 11, yet it is evident some birds rolling slower than others look faster or tighter. This is where "style" comes into play. Some birds possess the perfect rolling style and appear to be spinning with greater velocity and some birds possess greater velocity but have less control or style.

When I speak in terms of rolling style I'm talking about several factors. The wing angle that a bird has while rolling will have a lot to do with how it looks during the roll. The ability to roll smoothly and straight has more to do with style than it does velocity. The best description I have heard used is "fluid". When a bird rolls with "excellent style" it will be very fluid in the roll–no jerking, twisting, wing changing etc. The bird will appear very much like a spinning ball! Now where have I heard that before? A lot of birds possess the appropriate amount of velocity to be considered true spinning rollers but lack a little or a lot in style during the roll. I'm sure most of us has raised some individual birds that you could tell were spinning fast but the wings could be seen out to the sides or the bird was jerky and off balance. This is a bird not rolling with correct style. It may be due to the bird not handling the velocity that it does possess and therefore rolls with a certain loss of control.

I feel that we should be concerned with the style of roll in our birds and breed for birds that roll with perfect style, then the velocity will take care of itself. I'm not saying that velocity is not important because it is. I'm just saying that it doesn't do us much good to raise a bunch of high velocity spinners that can't handle the velocity and look like a bunch of dishrags in the air. The style with which a bird rolls is the bottom line when it comes to excellent looking performers.



Red and Yellow Rollers, a collector by Layne Bowles. Please see Classified for information.

bird sex indicator

An instrument for breeders and fanciers. Reveals true sex of all species in seconds. Does not touch the bird. Easy to use, satisfaction guaranteed. Send $7.00 plus 50¢ handling to:

ALAMO CITY PRODUCTS

106 OVERLAND SAN ANTONIO, TEXAS 78218

Hand Feeding Squabs In The Home

by JANIS PATERNOSTER, Mesa, Ariz.

There's many advantages to raising your own young by hand. Regardless of the reasons, if raised properly you'll have nice, healthy, tame birds. I became a licensed wildlife rehabilitator a few years ago. I, by no means, claim to be an authority on the subject. However, due to my experience as a rehabilitator I have found a few methods that work very well when hand-raising squabs in the home.

From the moment a squab hatches, he undergoes various obstacles that bring about stress. Such things as pipping from the egg, changes in diet, disease, moulting, overcrowding, transporting, overexercise, loft cleaning and even relocating within the loft can all bring about stress. When raising inside the home, further stress factors may occur, such as varying temperatures, bright direct light, loud noises or music and overhandling. Your squabs should be kept in a quiet, draft-free location with indirect lighting and handled sparingly during their first two weeks of life. Before removing them from their parents, or your incubator, make sure their down is completely dried out after hatching, then use the procedures that follow.

Take a 10 gallon (or larger) fish aquarium and line the bottom with a heating pad. Cover the heating pad with a double layer of paper toweling. Then, take a clean, white 100% cotton cloth (or t-shirt), fold it in half so you have a double thickness, and lay it on the paper toweling. (Do NOT use other fabrics or dyed cotton directly next to your squab's skin as either fabric could cause an irritating rash). Once this has been done, bunch up the cotton cloth to form a "nest" area in the center, leaving a little excess to be used to cover the hatchlings. Now, turn your heating pad on to its LOWEST setting and wait for it to warm up (it should feel slightly warm to your touch, 100°-105°). If the "nest" feels too warm, take a handtowel, fold it in half and put it between the cotton "nest" and the paper toweling. By using an aquarium with a vented lid you're able to monitor your young and keep them clean and free from drafts.

When your birds are almost fully feathered you may remove everything from the aquarium and line it again with a double thickness of paper toweling. You'll find it much easier to keep them clean now by changing the toweling at least three times a day. At about three weeks of age you should move them into larger quarters with either an older self-feeding squeaker or young hen where they'll soon learn how to eat on their own. (They can learn to self-feed on their own, but they learn much faster when "shown" how by an older bird). At this time, it would benefit them if you added a little "bite-size" high protein puppy show or Purina Select cat grain or Purina Meow Mix cat grain to your pigeon feed while weaning. (I never use pigeon pellets, or any feed that may cause diarrhea).

After they're fully feathered and weaned, your squabs may be transferred to your loft. If you live in an area with a cold climate, you should gradually introduce your birds to the cooler climate. You do this by taking him outside for about two hours a day during the warmest part of the day. As you increase the time spent outside a little each day your squab should be able to stay outside after about two weeks. Remember to bring your bird inside every night during this two week period. As long as your exterior temperature doesn't drop below freezing your squeaker should be alright. In the part of Arizona where I live, we don't have any problems with freezing temperatures. In fact, even our local hummingbirds start hatching out in the middle of January .

If you're able to hand-raise your own squabs you should have a healthy diet for them and an easy way of feeding them. I'm now using a high protein soy formula for hatchlings which converts into a high protein bisquet mixture for squabs 7 days old and older. This food can also be given to supplement squabs in the nest, any sick or injured victims or to Racing Homers during their extensive training and racing periods. The diet I use is very palatable and extremely easy to digest. It also consists of several vitamins and minerals most necessary for proper growth. All ingredients can be easily purchased locally for me which makes it ideal.

If you have any questions or comments please contact: Janis Paternoster, 2145 N. Doran, Mesa, AZ 85203.



Chinese Nasal Tuft White Shield. – Bred and owned by Gottfried Ernst.

Information Please!

by ROBERT J. MANGILE
816 E. Atkinson
Pittsburg, Kansas 66762



Pigeon Leg-Bands Are Often Too Small

As a young pigeon lover, I recall the insistence of older fanciers that all pigeons must be seamless banded. The first question asked before the purchase or trade of a pigeon was . . . "Are the birds banded?" It seemed to matter very little beyond that. Somehow, a properly fitted seamless band made the bird more valuable. Sterility, productivity, disposition, and physical condition were all secondary to being seamless banded.

There are cases where fanciers had to cut seamless bands from birds with broken or badly injured legs and continue to use the number from the removed band to identify the bird in his records and pedigrees. Now . . . that seems logical enough, but we could have used that number or any other number to identify a bird, regardless whether the number was on a loose or snug fitting seamless band or on any other style of band. Any numbered leg-band coded to avoid duplication will work nicely.

Several years ago, a dove fancier phoned me after arriving home with a box of young ring-necked doves I'd given him. With concern about the 1961 seamless bands on their legs, he asked . . . "I thought you said they were all young birds?" Afterwards, my thoughts were that if I had some 20 year old doves that looked like young birds, I'd feel like I'd just discovered something new and their value would have increased. However, that was not the case.

We should not forget that numbered leg bands are applied for the purpose of keeping track of individual birds in a flock. A task that is almost impossible without them. Properly fitting, color coded, seamless bands do in fact offer a very nice way to keep track of pigeons. However, I find cause to complain about a properly fitting band.

Organizations that sell bands produce guide charts to assist fanciers with band size selection for a particular breed of pigeon. A seamless band suggests to fanciers that once it is applied it can never be removed. This is to insure the integrity of the fancier. But, far too often, we produce birds that grow legs too large for the seamless bands suggested for them. If we don't cut the band off, the bird will lose its leg. Without the band, the fancier tends to think the bird is worthless. In either case, the bird is considered useless.

This is a real dilemma driven by the idea that if a seamless band is removable someone will cheat and given a chance, some will. Is it necessary to have bands that are absolutely impossible to remove? Their use is mostly important to determine young birds and a fancier cannot cheat on that account because new bands aren't shipped until January of each year. If you use them the following year, nobody will complain anyway!

A couple of years ago I ordered several hundred, variously colored plastic spiral bands. The sales chart gave inside diameters as a purchasing guide. Using the seamless band for my breed of pigeon I fit a tight fitting drill bit into the seamless band and ordered that size. I included a note to the dealer to the effect that I did not want undersized bands.

You probably guessed what happened. I began finding birds going lame with swollen legs and bands grown into the flesh. In a fit of anger, I got the wire cutters and removed every plastic band from every bird in the loft. Worse yet, is that I gave some to friends and had to inform them of the problem. Later they acknowledged pigeons going lame with tight plastic bands.

There are a couple of possibilities that might remedy this problem. One is that perhaps band distributors and organizations should consider insisting on getting the exact size they order from the manufacturers and refuse to sell off sized ones to the fanciers. Another is that breed specialty clubs should be urged by their membership to revise their thinking. They should demand that the band diameters for their specialty breed be manufactured a little larger in diameter. A band just a tiny bit larger than absolutely necessary should work just as well. The other option is to purchase bands suggested for breeds larger than the breed you keep.

Bands fit to perfection must be applied on a squab during a narrow window of time. Miss a day and the band will not go on! For every small legged bird from which a band can be removed or applied when full grown, there will be one wearing a band that did not have to be cut off because it was too tight. We have no way of knowing in advance which birds will be considered the most valuable. If fanciers worry about cheating on pedigrees, there are other ways to cheat that we routinely ignore. At best, pedigrees are as credible as the people who write them. The seamless band from a dead champion can be put on a new squab or any birds band number can be written on any given line. Not to mention all the honest mistakes.

So . . . if you agree that some breeds grow legs too large to the bands suggested for them, why not generate a movement to get something done about it?



PIGEONS FOR SALE



Good Quality Utility White Kings, Silver Kings & Mondains, White & Yellow Racing Homers, Breeding Stock, Live Squabs Or Dressed Squabs

JACOB STOLTZFUS & FAMILY

649 South Ramona Rd., Myerstown, Pa. 17067-2536

No Sunday Sales • By Appointment Only

Questions & Answers

by CLAIR HETLAND
Foy's Pigeon Supplies, Golden Valley, Minn.

Dear Clair:

I have some additional questions if you don't mind!

1. My pigeons love to bathe, but during January and February, it is very cold, so I haven't been putting out bath water form them. Should I?

2. That one little chick I lost didn't have a feather on it but its crop appeared to be full.

3. Before it got so cold, I had started them on Tramisol. I was advised to buy the prep for sheep and use 5 tablets mixed in one gallon of water to worm them.

4. I was also told to purchase Ivomec cattle injectable solution and give 3 drops per bird but I understood it was for mites and lice.

5. I have some beautiful birds but I have enough, space is limited and I live in the city. Is the only way to curb the continuous breeding of my mated pairs is separation of the sexes?

6. I'm boarding some Chinese Silk Chickens for a friend for a couple of months. Will this in any way cause a problem with my pigeons?

7. This Tramisol I mix up, how long can I keep it, does it need refrigeration?

8. The house they are in now is 8x4x4 and it is getting crowded. I've built another quite a bit larger with a large front screened in. In the present housing I have two heat lamps, it gets very cold for a couple of months and there is always a baby somewhere. I'm wondering if I need to put a heat source in the new building?

I appreciate your help. Thanks.

Dear Fancier:

1. Your birds would love a bath in the cold but in the fly cage. A damp loft would be worse than no bath.

2. It is too cold to raise young. Break up your pairs during the off season. Or you can leave them mated and give them wooden eggs.

3. Five tablets of Tramisol, 184 gm. per gallon is OK in the summer but in the cold weather I would use eight.

4. Ivomec 1% is a good product for worms (better than Tramisol). A Fantail only needs one drop. Or you can use it in the bath water along with Foy's bath salt and control lice very well.

5. Do not crowd your birds. They will get sick and they will start laying clear eggs. Nature is a severe culler of pigeons. And it does not cull out the bad specimens.

6. Chickens and pigeons do not mix.

7. The Tramisol will keep 90 days.

8. You do not need to heat the coop.

Test Your Pigeon Savvy!

by W.F. HOLLANDER, Ames, Iowa

Time limit 1/2 hour. Consult any book for help.

Answers on page 41.

You should get 100%.

1. What are Racing Homers called in France?

2. What poet wrote about pigeons' "golden couplets"?

3. Gazzi has what meaning originally?

4. How does pigeon egg-albumen differ from chickens'?

5. What sort of pigeon is on Visa credit cards?

6. Where is the pigeon's cooing voice-box?

7. What is missing on a Fantail's tail?

8. Pigeons' plumage care includes what that chickens avoid?

9. A hen pigeon inherited her sex-linked color genes from which parent?

10. What kind of melanin is the red pigment in pigeons' feet?

THE TEXAN PIONEER
The First Exclusive Auto-Sexed Breed of Pigeon
FREE INFORMATION AVAILABLE
TEXAN PIONEER ASSN., INT'L.
Bobby & Nora Brodie, Secretary-Treasurer
115 Perry Drive, Livingston, TX 77351

COME JOIN US
The National Chinese Owl Club
Promoting The CHINESE OWL
Shows & Newsletters
Dues: $12.50 Family
$10.00 Seniors $5.00 Juniors
Write:
BOB PIERSON, Sec./Treas.
2704 Maryville Rd.
Granite City, Ill. 62040
618-931-5664

INTERNATIONAL ROLLER ASSOCIATION "In The Air"
"Dedicated to the cultivation and promotion of the Roller Pigeon as a performing bird."
DUES: $12.00 PER YEAR
Bi-Monthly Bulletins • Bands • Patches
BRUCE PERRAULT, SECRETARY
151 Roberts Road, Yakima, Wash. 98908
509-678-4379

Join Now!
American Turbit Club
Since 1897
Help Us Set Up District Shows!
Master Breeder Points At Annual Show and Young Bird Shows
Newsletters & Info
Senior Dues: $10.00
Junior Dues: $5.00
Contact: Al Stebbins
9 Cedar St.
Selden, NY 11784
516-689-1705

THE RARE BREEDS PIGEON CLUB
Sponsoring All Types Of Rare Pigeons Since 1971!
Club magazine published quarterly.
Breeders Directory, National, State & District Meets. Dues: $10.00
Linda Andersen, Sec.-Treas.
P.O. Box 8
Wiota, Iowa 50274



Illiana Pigeon Club News

by ROBERT BURTON, Ogden, Ill.

The Illiana Pigeon Club, Inc., originally started in the late 50's or early 60's and has been around, in one form or another ever since, is still alive and well here in East Central Illinois. An all breed club consisting primarily of roller and homer men, the Illiana Pigeon Club has seen a major re-organizational effort this past year. An affiliation with the NPA has been established and the club has been granted a charter from the AU. The flying members have also allied with the Central Illinois Combine consisting of racing clubs in Illinois from Decatur, Springfield, Peoria, Streator and Galesburg. The club has also become incorporated as a non-profit organization.

The club hosts an annual banquet in January as an opportunity to recognize family and friends that endure our fancy and pursuits and to discuss the past year's events and to talk of plans for the coming year. Other activities the club participates in are an opening ceremony release of homers at the Annual Balloon Classic and at exhibits at the Eastern Illinois fair. This year the club is conducting a one loft futurity race and auction fund-raiser. This not only benefits the club's treasury but also allows an opportunity for the non-flyers to participate in a race. The entry fee is $10 and an additional $5 shipping fee due on race day. September 18 is this year's race date from Eldon, Mo., for a distance of 275 miles.

Recent election results saw the following: Luis Rohrbach, President; John Hoskins, Vice President; Robert Burton, Secretary-Treasurer; Mike Sollars, Race Secretary. A tentative race schedule has been drawn up and airline surveys are being ordered in anticipation of an ambitious year of flying. Although small now, the membership is every increasing as interest continues to grow. Plans will eventually be formulated to conduct an NPA show and to have a sale and swap day.

Membership dues are $7.50 yearly and $1.00 for junior members. Members receive monthly newsletters and anyone interested should contact:

Robert Burton, 1776 N. 2600 E, Ogden, IL 61859-9708, phone 217-582-2596.

Flying High With The N.E.T.A.

by MICHAEL RICHARDSON, Smyrna, Delaware

The National Exhibition Tippler Assn. had another successful year and just finished up its show season with the Reading Pigeon Expo and the Grand National.

Angel Navaro was the winner at Reading with the Grand Champion grizzle YC and Reserve Champion went to Ed Buraczewski with the Best AOC. Just like the mailman, neither rain, snow, nor freezing ice could keep some of the Tippler breeders at home and a good time was had by all that were able to attend.

Michael Richardson was the big winner at the Portland National, a three-peat for him with Grand Champion grizzle YH #191, Reserve Champion bar YC #91, Second Reserve best print YC #92 and Third Reserve Best AOC with silver check YH #171. The final class was taken by a non-member with a beautiful mottle. With three National wins in a row, Richardson hopes to make it a four-peat next year at Oklahoma City.

Right now the NETA has scheduled five shows for the 94 show season–the Grand National, National Young Bird Show, Reading Young Bird and Winter Shows and finally, the Master Breeder show in Parryville, Pa. This is just a beginning schedule and with members help we hope to host even more.

Tipplers are becoming a very large entry here on the East Coast at many shows and with your help, they'll become a large entry all over the country. For more information on the NETA, please contact me at 302-653-9136, RD 2, Box 1015-A, Smyrna, Del. 19977.

The WATC Forum

by GENE COOPER, V.P.
&
PHIL DODDRIDGE, Director

One of the things that has been a problem in the Western American Trumpeter Club is the lack of a written policy with regard to the final resolution of ideas intended to improve the Club's functions. We hear a lot of rambling conversations and enthused rhetoric about how to best change the way the WATC does business, and I think this is very healthy for the continued vitality of the Club, but, if nothing concrete comes forth, it is so much empty air. But, the question is, "how does a change actually get made?" Save for the procedure to change the Standard, Club's by-laws are either vague or non-existent. One can only speculate as to a proper procedure for making changes. My experience over the years has shown me that there is an unwritten path that a proposal takes to a final solution. I have also discovered that a successful proposer needs a particular mind set. This essay discusses the lessons that I have learned.

One has to understand that a concerned Club member wanting change must first be totally committed to his/her new idea. He must rise above his own self interests and think of how his con-

(Continued On Next Page)

cept would improve the WATC as a whole. He must gird his loins, thicken his skin, and be ready to fend off barbs from every direction. The predictable opponents are those who want to use the Club for their own purposes without making any positive contributions, they are the most antagonistic in their sniping and rumor mongering. A proposer must be willing to meet conflict at the expense of breaking or making friendships (as soon as one takes a firm position one naturally makes enemies). Since most of the membership is conservative he must also realize that such members want to protect their secure individual agendas against any change, an action seen as an incarnation of the "Evil Empire." Also, he must understand that he has to have the necessary communicative skills and political savvy to sell his proposed change to a probably reluctant membership (especially if it includes the other ET clubs). Finally, he has to have the strength to fight for his proposal for at least a year. If you are such a person and you have resolved all these conditions, you are ready to start the arduous task to bring your proposed change to a conclusive realization.

The first step is to clearly identify the problem for yourself. Answer the questions as to: "how is it broken?" or "how could things be better?" Next, lay out your solution. How will the WATC and the fancy benefit by your new concept. Your proposal must be specific, thoughtful, and clearly stated. In order that it appears credible it must demonstrate that you have done your research. It will only have the ring of authenticity if it appears that you have carefully thought through the pros and cons of the various points. The bottom line is that your proposal will only be acceptable if it is based on a solid logical foundation of facts, and a well built argument in which negatives are minimized. A fault of most proposals for change is that they are too simplistic, lacking in critical inquiry. You can't give the membership a reason why it should say no. Once you, the concerned member, has carefully crafted a winning proposal for yourself it has to be put out for public debate. Don't put it out until you have all bases covered.

Normally the process starts with informal conversations wherever members gather and socialize. If you have not thought it through it will sound like gossip or simple venting of your spleen. Then you have to write it down and publish it in the WATC Bulletin (in some cases in the other ET bulletins), and in this WATC Forum in the APJ. This is a critical step because the proposal is no longer in the form of casual talk, it now has a specific concrete form. The members are now thoughtfully focused on the issue.

The next step is unfortunately the weakest one. The proposal in its written form should be fully discussed at the WATC meetings. But the Club gives a low priority to serious issues. When such issues sneak onto meeting agendas, below exhibiting and socializing, they are not brought to any conclusion. They evaporate into confusion and an avoidance of heated debate. Debate is avoided at all costs, it is falsely seen as an unfriendly activity, something that destroys having fun. But . . . proposals must be debated to find their strengths and weaknesses. Debate amongst all the members in attendance at any meeting is required to define proposals and measure their value (note its necessity in this national election year).

In the best of situations once a proposal is fully debated it may be withdrawn by the proposer or turned into a motion to be voted on by the WATC (and the other ET Clubs if they are also affected). A motion is published in the Bulletin. Votes are returned to the club secretary. Lastly, a successful motion generally requires that changes be made in one or more of the WATC documents.

The whole procedure, from beginning to end, requires that the concerned member watch over his proposal as it goes through its various stages. Every step has to be administrated by the proposer or it will fail. No one else will do it! Most members balk at this, they often think that if they just talk about change it will magically happen. Or they believe that someone else will do it. Or they are just too lazy. Talk is cheap! But the fact is...if you — the responsible member—has a credible idea for improving the WATC, don your shiny armor and carry it through its perilous journey. Give it life! It's your obligation!

AWARDS AND THE WATC

by Phil Doddridge, Director

What is the primary function of the WATC? To provide a frame work for the breeding of the ET towards the standard of perfection. How can we do a better job of promoting the ET? The following article contains a few of my thoughts and ideas.

One thing we could improve on is our sense of history. The development of the ET was and is today brought about by many people. We do have a list of all Pageant champs for display at the Pageant, the awards remain in custody of the WATC as a means of recording our history. I think we should do this as well for our other shows..the young bird show and summer lawn show. The listings of winning breeders and birds should start at the first show ever held. This would be a way we could honor the champion birds and breeders in a permanent fashion, and hand down to generation to come. I think a listing of all the presidents & officers on a plaque is called for as well. They would make an attractive display at the Pageant each year.

SUPERIOR BREEDER AWARD

I think this award was a good idea for the club, as only the most dedicated and persistent breeders of English Trumpeters will receive it & it also provides a means of having an award banquet unequaled in the fancy. But what of life after the award? How about a competition among those who have achieves the Superior Breeder award? One name I have heard bandied about is a "Grandmaster Award." This should only be given for achieving a nearly impossible task. How about this? Must win the Pageant, Reserve Pageant and Best Young, with different birds? Must win two or three: Champion at Des Moines, Great Western, or the NPA National, with different birds? Must win 3 of six: Summer Lawn, Louisville, Cottonwood, Reserve-Des Moines, Reserve-NPA National. All of these shows would then take on new importance to our top Superior Breeders, hopefully reinvigorating and fostering competition.

By leading the fancy in honoring our members we should be able to increase the popularity of our breed. What do you think?

National Modena Club News

by WENDELL CONGER, Pub. Dir.
923 N. Dutton St., Pittsfield, Ill. 62363

This month, we feature:

JIM VINES

1. What got you started in the hobby and when? Answer: At about the age of ten, my buddy and neighbor Greg Scholtz and I started acquiring pigeons and enjoyed them as pets. I had a few different breeds or mixed breeds. I just enjoyed raising pigeons and flying pigeons. After a year or so, I became acquainted with Carl Ewert, another neighbor, and was introduced to the Modena. Carl got me started in patterned Modenas, mainly blue Gazzi. I've had Modenas since 1965. In 1972, I went in the Air Force and served eight years. I was out of Modenas about six of those eight years. Carl got me started again in 1978.

2. What other people were of great help to you in the hobby? Answer: Other than Carl, the person that has helped me the most has been Bob Schultheiss. Bob and I met for the first time I believe in 1981. Bobs' blue and tri Gazzi were at the top of the classes at the Midwest shows. Everyone was always trying to buy one of Bobs' blue Gazzi cocks. I, myself, inquired about possibly picking up a key bird in the future. Not long after that, Bob invited me to Collinsville to look over some birds. Bob lined up some GOOD blue Gazzi cocks and hens that were available to me. Instead of picking up one key bird, I took home six. These birds helped me a great deal and are thick throughout my pedigree charts. Since then Bob and I have enjoyed trading key birds for a season and helping each other as needs arise. The best part of it all is that Bob and I are good friends.

3. What has been the highlight while raising Modenas in your lifetime? Answer: The highlight of my pigeon raising years has been the involvement of my oldest son Jeff in the pigeon fancy. Jeff started going to the Nationals with me in 1988. Jeff raises West of England Tumblers and has had two National Champions, one at Peoria and the other at Pomona. He also had Champion bald head at Milwaukee. The time spent together and the success he has had is the highlight of the hobby for me.

4. What has been the most disappointing event in raising Modenas to the present time? Answer: I've never really had any serious health problems with my birds. After returning home from Peoria in 1988, the birds didn't act unhealthy but the breeding was dormant and most fertile eggs didn't hatch. This was a very discouraging year. 1989 dished out more of the same until the E Coli problem was identified. Even after that, it took a while to learn how to successfully treat it. The 1992 breeding season was much improved and I hope that ordeal is behind me forever.

5. As a member of the NMC, do you feel there is any problem that we need to put more effort into? Answer: You can really open up a bucket of worms with this question. I believe that there needs to be more emphasis on developing a more defined standard, or "STANDARD PRACTICE" for NMC judges. As a judge, I consider certain faults as serious and other judges will accept those same faults as okay. This should not be the case. Example: Split wing is a bad fault. A Modena with a split wing will go down under one judge and be awarded best Modena under another. This is an actual case in the 1992 show season. This causes confusion in the minds of many who witness this and confusion in

(Continued On Next Page)

The English Trumpeter Club of America

by ORIN DuCHIEN
Big Lake, Minn.



The English Trumpeter Club of America held its Annual Meet in Des Moines, Iowa in early December. We would like to take this opportunity to thank the Iowa State Pigeon Association for their usual fine job. A special "thank you" to Howard Hart fort the excellent job of coordinating. Howard, it's always a pleasure to work with you and see your well oiled machine run.

Speaking of working, I would personally like to thank Dan Reigstad for taking over as show secretary. After doing it for ten years, I had forgotten that a show could be fun and not all work. Thanks, Dan. I would like to encourage more breeders and exhibitors to jump in and help out. You don't have to run the show, just help out by; keeping the books for a few color classed, steward birds so thing flow smoothly, collect dues, sell raffle tickets, etc. There are many ways to help out that take a big load off the show secretary.

John Heppner did his usual masterful job of passing judgment on the 336 English Trumpeters which were exhibited by 25 exhibitors. He was assisted by Scott Perrizo. While the numbers of birds was down, the quality of the birds remained high. John De Carlo won Champion with a very stylish Red Baldhead old cock #97, Reserve Champion was taken by Norm Geihl's young with cock #1089. Norm also won Best Opposite Sex with a Red old hen #777. Scott and Mira Perrizo's Black young cock #1040 rounded out the top of the color class winners. Chris Mouw was the Junior Champion with Red young hen #638.

Quite a few new breeders and exhibitors were present at this year's show. We look forward to their added expertise to the English Trumpeter.

If you missed the Des Moines Show this year, start planning now to attend the 1994 meet. This is the largest gathering of English Trumpeters in the Midwest, second only to the Pageant of Pigeons on the West Coast. We hope to see you in Des Moines next year on the first weekend of December. It's a show you'll never forget.

the standard leads to frustration in the hobby. Example: clefts are treated inconsistently. Clefts manifest themselves in various degrees of seriousness. How should we deal with clefts in the show pen? One judge will put a bird down in the class for a cleft and other judges seem to ignore clefts. Not just breast clefts, but neck and head clefts as well. Both of these problems that I have used as examples are not well defined in the standard and should be. I could go on with other examples but I think you get the picture. If we want our judging to be more consistent, we need to define what we want the judges to do more accurately. This is a big job but we will save ourselves a lot of problems and spare a lot of negative emotion if we will get a more descriptive standard in place.

6. What two or three Modena breeders do you feel has moved forward in both raising and showing Modenas in the last few years? Answer: The first person that comes to mind is Max Josey of Texas. Max re-entered the hobby a few years ago and has immediately established himself as a top contender. When I think of Max's birds, I think legs and underline. His birds do well wherever they compete. Another person that comes to mind is Gary Severe of Yucaipa, CA. Gary has had pigeons all his life, mainly as a Roller breeder. In my opinion, Gary is an impressive breeder. He first took on Modenas in the early 80's and developed a superb stud of reds and whites. He did a lot of winning with his reds and whites but became interested in patterned birds. Gary sold his reds and traded his whites for some patterned Gazzi. Gary has continued to put together the right combinations to raise some very impressive Modenas. Gary has taken a hard hit this last year with thieves and southern California wind storms, but I have a lot of faith in Gary's ability to be a top contender at any show.

7. What do you think about the size of our today's Modena? Answer: The biggest problem I see with "today's Modena" is that size seems to be our biggest controversy in the standard. Some breeders seem to be so obsessed with the large Modena that Kings are commonly used to gain the extra size. Some breeders associate size with power. This is a mistake. My definition of a powerful Modena is a Modena with good width between the legs, good width between the wing butts, a stout loose feathered neck and bully head with good width between the eyes. If the above described Modena is well balanced, is short and cobby with good station, it is a powerful Modena which is a Modena that displays desirable qualities powerfully. Tall and large bodied Modenas without these qualities do not display power. Big boaty Modenas are often referred to as powerful, but I can't see the correlation or the value. If I am judging a show, I look for Modenas that are of correct size but that is not my biggest concern. I look for well balanced, well proportioned Modenas with correct color, correct markings, good station, etc. Size is only one of many considerations and is not the most important. Extremes in head size or body size are good breeding pen qualities but are not desirable in the show pen.

NATIONAL BIRMINGHAM ROLLER CLUB NEWS

Dedicated to the preservation and further development of the Birmingham Roller in the ok.

by JACK MEYERS,
Publicity Director
3112 McGerry Ave., Modesto, Calif. 95355
209-521-6812

First of all, I'd like to thank those fanciers who took the time to respond to my request for comments concerning the early developing Roller. The response I received was fantastic. Anyway, here's one final comment I received from William Murkley Jr.

Dear Jack:

Has been quite sometime since I sat down and typed up an article pertaining to our performing Rollers. I guess you gave me the spark to at least type up some of my observations in regard to early developers, etc. I'm not real sure if this is what you wanted as it may be just another opinion, but one in which I have thought of and watched for the past six years.

I had an old strain of Rollers about 15 years ago that wouldn't come into the spin until about seven months to 1-1/2 years of age. I became very bored with just fly, fly and fly. I tried for a long time to get some more frequency and earlier development out of the old strain to no avail. Thinking sooner or later I would finally hit with a pair that would produce such a specimen never really came about! I spent a long time looking and eventually found the line I wanted, getting rid of all the original line I had. This new strain gives me many more hours of enjoyment in the air. I no longer have to wait for the second year if they will even begin to roll or not. To me if they don't roll in the first year makes no difference to me because I don't want them as breeders anyway.

I may be getting rid of some fine birds that may make fine spinners down the road, but they're not for me. I have had several of these birds come into the spin between 2-1/2 to 4-1/2 months. Believe me it is awesome. Now I'm not talking about an occasional roll which may be two or three revolutions. I'm talking about spinning anywhere from 5 to 15 feet. As I condition them better, the roll gets faster and tighter. With the theory that these birds will be roll downs is bunk! In some strains this may be true, but in my opinion it is the managers fault more than anything. By this I mean the following: too many fanciers are used to the old type of Roller that doesn't come into the roll much later. (as I stated above with my earlier strain) and continue to handle their new strain or some occasional bird that rolled early the same. So often one can make comparisons in their birds to the human. if you will. By that I mean when a child begins to walk if he takes too many steps too fast his leg muscles and coordination are not formed well enough and on his or her nose he or she goes!! If I notice a bird having trouble controlling the roll I will rest it for a week or so, to let his body mature a bit.

I raise between 40-50 Rollers each year and have on an average of two that

I call true roll downs. Now if anyone's got any spin in their birds you can be assured their average won't be much better. If one would continue to push them too hard and as they continue to get weaker and weaker from their muscles and body tissues not yet matured they will come down.

Another thing I have found in the feeding area in the first year of life I feel the birds need all the protein and fiber, etc., they can get. Of course you can't over feed or they will just become a bunch of lazy go arounds. In ones hold-over kit in the second year you then can start playing around with the cut back as far as wheat only one day and milo another, etc., etc.

Some of the above materials came from experience, and other parts of it came from Roller people, who have had Rollers far longer than I have. One thing that I feel is so important is for a fancier to learn what is a true roll down and what is a pure accident, whether it is from pushing the bird too hard, cutting the feed back too far, or too long of time span since they were last liberated, causing too much excitement, etc. I for one would never go back to the old strain I had, after enjoying the ones I now have. I can assure you that many other people who once have had what I now have, would feel the same. It's sort of like training a race horse. All have different personalities and all have to be treated a bit differently!!

So what it's worth, there you have my observations of the early developer from beginning to end.

This article in no way was meant to go against any one person or persons. Just a little about what has worked for me. As the old adage goes, you pay the feed bill, you breed what you want!! But I do sincerely think we would have many fanciers enjoy their birds more and stick with them longer, as they would be so much more enjoyable! THAT'S IT!!

Yours in the Fancy, William Murkley, Jr.

That pretty much takes up my space for this month, so until next month, "Keep 'em Flying."



Boy, does the time go by fast, seems as though I just submitted an article to this publication when I have to meet a deadline for another. I would very much appreciate some news from the fellows from the first district and also from the fanciers in Canada. I know that there is a lot of action going on in each and I would like to write about it and let the fellows from the other Districts in on what is going on. Anything at all would be greatly appreciated.

Some news from the Midwest and West. I had the privilege to visit with Earl Deal the recently and he had 12 youngsters out of the nest and in the young bird pen. He has some very nice ones and will be knocking at the first place doors in many shows this fall. He has two sisters to the Blue Bar Hen that won so much for him last year and they are both as good as or maybe a little better than the Blue Bar. I especially liked the younger of the two as I felt that she had as good a body as the sister who is four weeks older. At this age you can compare the rest of the bird, but you have to feel the body and for my money it has to be there at four weeks to develop into a great body as it grows. All other aspects of the two youngsters were about equal. It will be interesting at the fall shows how these two hens do against each other. Earl also had an Opal youngster that was great in color and it too will have to be reckoned with at the fall shows. So far Earl is having a great breeding season, and as he said there will be some culling down the road.

Had a nice letter from Richard Books and he said that the weather is not cooperating with him as it has been real cold this winter and in fact had a youngster that was a day or so old stick to the parent and pulled from the nest and dropped on the floor and within 45 minutes this youngster was frozen stiff and as Richard put it, this is COLD. He has several youngsters already in the young bird loft and looking forward to a great breeding season. Also had a nice letter from Bill Henderson and he is real happy with his season also. Bill gave me a nice compliment on the picture of my #2937 five time Champion that was on the cover of the Pigeon Debut. Have received several calls and letters complimenting me on this bird. I will have to say that he not only has own in the show pen, but also is a great producer, have three youngsters off him so far and the first one looks very much like him. The other two are too young to tell. I guess the problem with raising reds, either bars or checks, is universal as several fellows are really trying to get the red family back in the thick of winning top honors at the shows.

I for one have been trying for the past three years to develop a family of reds and it has not been easy. I did borrow two red cocks from Jack Hamilton this year and have three youngsters to date off one of the cocks mated to a great hen

(Continued On Next Page)



Bill Schlieper wearing gift from Jack Anderson.

from Jim Bruning. One of the youngsters is a red check and the other of the same nest is a black check Cock carrying blue. The last youngster off this pair is only one week old and too young to tell although it sure has a lot of beak substance and this is a good indicator that the power should be there.

I have five youngsters off the "NIT" pair and one that is still in the nest that is about three weeks old that I believe may be the best youngster off the pair so far. I used feeder pairs for the first two rounds and let the "NIT" pair feed their third round themselves. The feeder pairs were young pairs that didn't fill their first round of eggs, so I switched the "NIT" pair eggs under these pairs and let them raise the youngsters and on their second round both pairs had fertile eggs. So far to date, I have 26 youngsters banded with 16 in the young bird loft. Some look pretty promising.

On another subject, I have constructed a four section individual breeding loft mainly to handle four pair of Giants that I found I was crowing in the original loft I built for the Giants. So I decided to build a loft to handle the breeding Giants and use the original loft for youngsters. I am a firm believer of individual breeding lofts and have found a fence jump in one of my Show Racer lofts that houses four pairs as I came up with a Red in a nest that was impossible to have a red from this pair. If in an individual this would not have happened. Some of the spec's on the individual loft are overall length is 8', with each section measuring 4' long by 2' deep by 2' high. It is made entirely of wood with wood floors of 1/2" plywood and the sides and back of 1/4" plywood. Has an 18" overhang on the front with a rolled asphalt flat roof with a slight slope to the rear. Birds are fed and watered from the outside which makes it much easier and the area is covered with a sheet metal covering to protect the feed and water from being contaminated by wild birds, etc. At present I am using this loft and have four pairs working and have all pairs with fertile eggs. If you have a problem with space maybe this may help you come up with a space saver.

At this time I want to share with you a gift that I received recently from my great friend Jack Anderson of Tulsa, Oklahoma. Jack wrote me a letter asking me if I would send him a picture of a Show Racer with a great station and a great specimen of the breed, that he had a project that he was working on and that I would see the project after its completion. Well I thought that the best picture I had was one of my five time Champion, so I sent him that picture. In about four weeks I received in the mail a package and in this package was a sweatshirt with a painting of my #2937 five time Champion Cock (picture enclosed), well I was so happy that I immediately got on the phone and called Jack to THANK him for this wonderful gift. I plan to wear it to all the shows this fall. Thanks again Jack, I really appreciate this gift.

Well, I have about run out of material for this time. Drop me a line and let me know how you are doing and I will be glad to include your material in this column. Have a great breeding season.



Bill Schlieper's individual loft.

Dragoon Doings

by **PAUL STEIDEN,**
Louisivlle, Ky.

I find that as Dragoons grow older, they need additional care and attention, especially around the head. This is true in older cocks as well as in some hens. The wattle becomes more developed, ridges and valleys form, and this in turn can trap and build up with dirt and feed. It is necessary to spread the two wattle lobes apart and clean out thoroughly. An inspection of the creases within the lobes may detect additional accumulation.

Next, inspect the nostrils. They may be stopped up with an accumulation of dried mucus and dust. You may have to slowly work this accumulation out.

Then examine the gape of the mouth, especially if you feed pellets. A hard accumulation often settles there, irritating the bird to where he may go around gaping his mouth wide in an attempt to dislodge it.

Watch for eye irritation or a watery eye. This may be caused by the coarse eye cere rubbing the eye ball. A good treatment for this is terramycin ointment. Persistent cases may require a shot or two of 1/2 c.c. Tylan 200 in the breast.

Some fanciers advocate trimming an excessively sized wattle to allow the bird better vision when eating. Trimming excessive jewing under the beak is usually done on older show birds well before the shows.

Animals Exotic & Small
Bimonthly Publication
Unique Catalog Section
Sample Issue $3.00
1320 Mountain Ave.
Norco, CA 91760
1-714-371-4307

Chinese Owl Chatter

by ART CARTE,
Citrus Heights, Calif.

What does an exhibitor do when their birds are entered in the wrong color class? Many pigeon shows don't allow changes and substitutions are only allowed if the bird being substituted is of the same color, sex and age.

At some meets, all birds entered are reclassified into their proper color classifications before judging begins. This process takes considerable time and effort. Exhibitors have sometimes become upset when they enter a bird in a certain color class, only to have that bird judged in another class.

Many fanciers raise other breeds along with Chinese Owls. Each breed has its own color terms and problems can arise when a bird is entered in a show under a different term. Example: Ash Red Bars in Racing Homers are called Mealy and sometimes Silvers depending upon their shade of color. Thus an Ash Red Bar entered as a silver, in Chinese Owls (if not corrected) would be placed in the Silver Bar Class (Dilute Blue Bar). To add more confusion, what if the Ash Red Bar (mealy) classes had already been judged then later the Silver Bar class is brought up .

Just look at the confusion with the Tor-Grizech and Any Other Grizzle classes. Nearly any show has had a few of these colors entered in the incorrect classes.

Some fanciers contend that the bird should be shown in the class in which it was entered. If the bird is entered in a Black class, when it is actually a Black Check, this bird would be shown in the Black class, however it would lose points for color.

In Chinese Owls, there are colors which are not in the official color standard. These colors are grouped together and shown in the A.O.C. class (any other color). Faded and reduced colors fall into this category. These colors can at times look to the eye as approved colors. However they should be entered as A.O.C.s. If not then entered as what color they look like and not what their genetic color factor actually is.

The National Chinese Owl Club (NCOC) sends to each of its members a color description list. This gives a basic description of the color classifications, terms, and patterns. A review of this color description before one's show entry is filled out, may help the Chinese Owl meets run more smoothly.

Flights Around The World



by PETER P. FRATANGELO
300 E. 3rd, Brooklyn, N.Y. 11218

The Golden Opportunity For Our Affiliated Clubs

It all happened and started with the Southern Domestic Flight Assn. when they arrived a decade ago to show for the first time at our Baby Show and witness first hand the best Domestic Flights in the world and without saying, the greatest shows on earth.

At the same time, this gave them the opportunity to see the best bred Domestic Flights of today that place at the Combine. With their blood red needle beaks, straight and parallel with the show table, the beak looks like it was imbedded in their heads with a bid broad head, short cobby birds, short in tips and tail with short chubby legs with colors that are unbelievable. With all this to achieve, this is what makes this bird known as the Domestic Show Flight a challenge to breed.

That year was a first for about eight members of the Southern Domestic Flight Assn. Low and behold, Bill Henderson placed first with a black mottle cap which was a short cobby bird with good markings. The very next year, Robert Fisher placed first with a Blue Cap which had a big neck, high chest and good color. The following year, which was their third year, Robert Fisher placed second with a black mottle plainhead.

Over the years we have seen some of their members show at the Combine shows and breed some real nice Domestic that finished in the top five birds in their classes.

Last year our Western Domestic Flight Assn. had a few members who attended several of our shows and showed with the Combine for the very first time and witnessed what we have been billing as the greatest shows on earth.

Here, once again, John Heppner, for the first time showing at the Combine, placed in one of the toughest classes–the stock cap class.

We also saw some of the birds that the Western Domestic Flight Assn. members bred and some of these birds finished within the top six birds left in their class.

Two years ago we had two affiliated members from the British Domestic Flight Assn. attend our fall show. They were Jim Mullan and Kevin Sparkes. Although they didn't show, they are hoping sometime in the near future to be able to show with us.

Hopefully, this year, we will have another of our affiliated clubs, the newly-formed Southwestern Domestic Flight Assn. members show and attend one or more of the Combine shows.

(Continued On Next Page)

WESTERN TUMBLER CLUB



DUES $5.00 • JUNIORS $2.00



David Paddick Jr., Sec.
3523 Broadlands Rd.
Terre Haute, Ind. 47805
(812) 466-3568



AMERICAN HELMET ASSOCIATION

• Founded In 1958 •

On The Move In The 90's
Come Join The Fun!

- 14 Districts Worldwide
- Many District & National Shows
- Monthly Bulletins
- Membership Package
- Junior Membership Program
- Dues: Adult $10.00; Junior $4.00; Family $15.00

Contact:
Charles Dwight, Sec.-Treas.
1093 St. Rt. 101 East
Clyde, Ohio 43410-9710
Ph. 419-547-8184

Over the past five years or so, we had men attend our shows from all over the world including men from Israel and Poland, to see the Domestic Flights for the first time and witness the greatest shows on earth.

So you see, just like a new Combine member who shows for the first time and places, or even wins, this also happens to our affiliated club members, so breed as many as you can, pick the best of the young and show with us at the Combine and see if you can place or even win for the first time.

I truly believe that when an affiliated club member attends our shows to see the best Domestic Flights ever bred, seeing is believing, to witness the top judges in the Flight game today, has to help them become better breeders in the future.

Here are a few reasons why:

1. Seeing is believing when you will see first hand the best Domestic Flights that are shown in the world. After seeing these beauties, you will be dreaming about how to breed them yourself.

2. Seeing and witnessing the top judges in action which are the best in the game.

3. You get to see why we bill our shows the greatest shows on earth. You will see the show hall beautifully decorated to the theme of the season–Halloween, Thanksgiving and Christmas fashions. We also have a dinner at our fall show fit for a king with all the holiday trimmings.

With all I said above, you see the best of the best, the greatest Domestic Flights in the world. You see the top judges in our breed today and now you get to talk to some of all of them. You meet the best Domestic Flight breeders to today's game, meet with the Combine's members and see for yourself the comraderie between our brother members. Think about the knowledge you will receive by seeing with your own eyes and talking to the top breeders of the bird known as the Domestic Show Flight. The biggest asset is seeing what the judges place at the Combine. This will give you a better idea of what you have to breed to become a top breeder of the Domestic Show Flight.

Come with us or watch us go!

Short Face Gleanings

by WARREN MAURER,
966 Oaks Dr. • Franklin Square, N.Y. 11010
516-352-6230

This will be one of the few times I've written an article that is of a particular show, it being the Empire Short Face Open Show. There was 232 entries with the Helmets leading the way with 52. It was great classes of the different species and was a pleasure to see quality from the first to the last. We began with the Stork Budapest, Otto Giovaniello had the winner, a real nice bird. The Grizzle class and Buda Blues were won by Ann and Mike Totaro. They always have top birds. Our President Emil Piergiori was the winner in the Vienna class. The Short Beakers was won by John Astino. Dennis Terrizi had the best Berliner. At Empire we give separate trophies to the Helmet Blacks and Blues and to the Yellows and Reds. The Black-Blue class was taken by John Matlack an the Reds and Yellows by Pat O'Connor who had 1,2,3. This class was very closely contested and had the judge being very deliberate in his choices. The Moorheads was won by John Sabotka. Bob Stockhausen had the best Elbinger as usual, this man always seems to come up with the winner. In the Ancient Caps, Tom Jempty won with a very nice red. The plainheads was won by Warren Maurer and the Magpies by Walter Boroznoff. Reinaugen class, Tony Vitale had top bird. Then the English Short Face Tumbler Self class was won by George Colasacco with a yellow agate. In the Baldheads Andy Terriciano from Connecticut had the winner.

Empire had a raffle for a 27 inch television set and that was taken home by Whitey Jankowski of New Jersey, enjoy it in good health. As in the baby and open shows, John Ferrara makes a beautiful carrier to be auctioned off for the club's benefit. It was won in auctioneer's dream by John Matlack.

At the shows end, the best of Dice heads, Caps and Plainheads were picked for Best of Show in their respected classes. The winners were Dice heads, Emil Piergiori with his Vienna, the Caps by Tom Jempty with his Ancient and the Plain heads with George Colasacco's yellow agate English.

I would be remiss if I didn't thank the gang that both set up and broke down the show, the raffle ticket sellers and the person who took care of the for sale cages. All in all it was a very good show.

Hungarian Giant House Pigeon Newsletter

by TONY BRANCATO,
Santa Maria, Calif.

Dear Fanciers:

I cease to be amazed that some, not all, folk out there are just not as considerate as they should be.

We get lots of inquiries on our birds, most are just for information. Nevertheless, the self-stamped envelopes are appreciated and I always send a couple of photographs with a self-addressed envelope so that the photos can be returned. Less than 50% ever bother to return the photos and I have even provided a stamped self-addressed envelope for their return! Photographs are relatively inexpensive, however I cannot continue to lose photos and will have to stop sending them.

Another negative aspect that has occurred and I guess I expected it, and I'm surprised it hasn't happened sooner.

Our policy has been ship the birds first and after the fancier has received them, then he/she pays for them. While most folks are honest it only takes one or two bad apples to keep the birds and never bother paying for them. One guy said, I didn't like the bird and I gave them away. So unfortunately, I will be selective in who I ship birds to on approval. Most of our sales are to repeat customers.

Our breed is in demand and I would hope that fellowship and consideration would always be paramount in dealing with other fanciers.

Until next time, Tony.

Obituaries

ALBERT RUDOLPH MEIER

After a short illness, we were deeply saddened to learn of the death of good friend, Al Meier, on August 1, 1993, at Spartanburg Medical Center, S.C.

He retired from PYA and Engineers Products Co., and was a World War II Veteran. Formerly a resident of Cleveland, Ohio, Al and wife, Irene, relocated in the 70's on their farm in Cowpens, S.C.

He was past Chairman of the Standards Committee for the American Rabbit Breeders Assn., and a successful showman and breeder in the rabbit world.

Al Meier was a past officer and member of the Greenville South Carolina All Breeds Pigeon Club. As a top flyer in his early days in Ohio, while he was not an active member of a racing club in the area, he supported the Piedmont H.P.C. generously and served as an able judge for this club and others when needed.

Al will be greatly missed by many friends nationwide. Our deepest sympathy is extended to his loving wife Irene. Remember her with cards to: 230 South Fork Lane, Cowpens, S.C. 29330

ROLAND BLANCHETTE

Roland really loved his King pigeons and felt very bad when he had to give them up just a few weeks before he passed away after having cancer for several years.

Roland was born on September 19, 1935 and lived to be 57 years of age and passed away on November 10, 1992 in St. Mary's Hospital in Kankakee, Illinois.

Surviving are his wife, Eileen, his parents, four sons and two daughters, and several grandchildren.

He was an Army Veteran, a member of the Momence American Legion. Roland was a member of several pigeon clubs, a director of the Midwest King Club, Director of the Great Lakes Pigeon Club, member of the National Pigeon Assn. and the Hammond Pigeon Assn. of Hammond, Indiana.

The writer has known Roland ever since he has been in pigeons and is a very close friend of him and his wife. Roland and his wife attended many pigeons shows and made many new friends for they were very friendly and nice to visit and to talk to. Roland will be missed by all that knew him and our pigeon fancy has lost a true friend and a devoted one. – Submitted by Joseph Phillips, Hobart, Indiana.

BENNY BISCH

We, of the pigeon fancy, lost a very sincere pigeon lover when our good friend, Benny Bisch passed away on November 3, 1992 at the hospital in Hobart, Indiana. He has been already missed at our 29th show which we had on November 21, 1992. He was well known for his raffle ticket selling, for he could outsell anyone when it came to selling raffle tickets.

Benny loved all breeds of pigeons. He has had many breeds during his life time. He leaned more toward the fancy breeds and the flying breeds. He has been an Indian Fantail breeder for many years. In the last few years he raised Komorner Tumblers, Medium beak Oriental Frills, Star tailed Rollers, Racing Homers, some Pouters and others.

His family consisted of his wife, Josephine, a daughter and a son. One son preceded him in death. He has several grandchildren and great grandchildren.

Benny was born on July 31, 1914, in Footedale, Pennsylvania and lived 78 years and four months. He has had pigeons since he was a small lad and he had them for all of 70 years. The writer of this obituary has known Benny for about 30 years and can say that Benny loved pigeons more than anyone that this writer has ever known.

Benny was a member of the Hammond Pigeon Fanciers Association for many years and attended all meetings. He has been on the Board of Directors for many years and was always one that could be depended on to help the club in any way that he could at any time.

Benny was always very quiet when in a group, but when one on one he could really do a lot of talking. He is and will be sorely missed by everyone that has ever known him in this great pigeon fancy of ours. – Submitted by Joseph Phillips, Hobart, Indiana.

MR. AFRICAN OWL
A.J. STRATTON

A.J. Stratton, known to his friends as "Skinny" was born November 10, 1909 and passed away on October 13, 1992 at a Fort Worth hospital. He was 82. He played basketball in high school and played some pro baseball in the West Texas League as a pitcher. He was married on August 31, 1940 to Doris, who survives. He had been a member of the American Owl Club for 70 years. He was a charter member of the Western Owl Club.

I have known Skinny all my life and I had the great pleasure of seeing some of the very best African Owls ever bred, several of which were never shown outside of Fort Worth, such as a Black African Owl Cock that was bred in England by R.B. Fair and imported by Skinny. This Owl was never beaten in England or the U.S. He was a very powerful bird #409 — better than his pictures. This bird had excellent color.

Skinny had raised owls since 1923 with many, many champions in several colors. Skinny helped develop several colors such as Andalusians, Blue barless and others with great improvements. He was a master breeder and long time member of the N.P.A. Many people did not know that he was a great racing pigeon flyer and was a winner of many races with a stud of very good Sions.

Skinny also had coached little league baseball with very good success, even his own boy played college ball at Texas Christian University. Even at his funeral, it was brought up about his pigeons and the help that he gave to youngsters or anyone for that matter.

He was involved in the Great African Owl Show that had the largest entry worldwide of African Owls, being 408 entries and it was a great show in Fort Worth, Texas.

Skinny and myself drove to Tulsa, Oklahoma, in September to the show there with over 300 African Owls. There were 15 trophies and very tough competition. Skinny went out a Winner, winning Reserve Champion of the show and he went home with ten trophies. When we got home he was overcome with this large win.

(Continued On Next Page)

Si Berger, Ed Pointer, and Wayne Diviney and myself though it would be nice to show about six of his young owls as he had planned to show in 1992. These shows included Louisville, Kentucky; Des Moines, Iowa; Shawnee, Oklahoma and the Fort Worth Stock Show. He was really looking forward to the Iowa Show, being the oldest member and the 70 year membership. He raised many champion Bantam Partridge Wyandottes since 1930.

He was truly a great friend to me, like a second father, faithful, honest and a great teacher to me and I had very high regard and respect for this man. He will be missed by everyone who knew him including myself. He had a great family life and enjoyed his family and church. I will try to carry on the tradition of his African Owls the best I can. – Submitted by Don Gilmore, Burleson, Texas.

AL SISLER

It is with deep regret that I inform you of the death of A. Sisler of Lockport, N.Y. Al passed away in his sleep on January 8, 1993 at the age of 66 years.

Al is survived by his wife Pat, two daughters, and a son. Al had flown homers for many years and enjoyed the comraderie and competition. About ten years ago he became interested in the Birmingham Roller and it was about this time that I met Al. Since that time Al flew Rollers almost exclusively. At one point, he obtained some Galatzer Rollers but only kept them a couple of years.

Al was the kind of person who enjoyed people and especially the Roller fraternity. Al and I made many trips to observe kits in the air. At times he and Pat would venture out to meet Roller fanciers near and far. He made many friends along the way and he will be missed at future Roller gatherings. I am glad to have had the opportunity to know Al and I shall greatly miss him. He was a credit to the hobby and a good friend. – Submitted by Ron Kumro, Lancaster, N.Y.

GUS PELLEGRINO, 1917-1993

Gus, a proud member of the National Chinese Owl Club and the Eastern Chinese Owl Club for many years, passed away on May 11, 1993.

He was a devoted Chinese Owl breeder and loved all pigeons in general. You could always find him in his pigeon loft, cleaning and caring for his pigeons.

The Louisville Young Bird Show was one he looked forward to attending. It was there that he met Chinese Owl friends and acquaintances each year.

I not only lost a husband, but I lost my best friend of 50 years. Thank you all. – Submitted by Mrs. Olga Pellegrino.

MICHAEL CLEMENTE

Michael Clemente, a pigeon man of the last 60 years and more, has passed away. He had pigeons all his life, flew all kinds of fancy and homers, he loved them like his family. He still had them the day he passed away, Sept. 26, 1993.

He and I had them on the roof of East and West Harlem in New York City with some of the best pigeon men around. We knew them all from Oney Madden, Charlie Lacey, Charlie Ohry, Gus Smith and Gerri Barry. We always were in contact with all these and other men who flew birds in the 20s, 30s and 40s up until the 90s. Michael Clemente was known as Micky Stretch and myself, Nini Cinque. We all met in John's Paradise Pet Shop on 2nd Ave. and Sammy's Pet Show on 120th almost every night to talk pigeons.

Those were the days, pigeon flying and catching strays. At one time there were flyers too numerous to mention on every street in East and West Harlem. I will miss him. – Submitted by Tony "Nini" Cinque, Tamarac, Fla.

MARTIN TRIPP

Martin Tripp passed away Easter Sunday, April 11, 1993 of a massive heart attack. He died at the Cortland Memorial Hospital, Cortland, N.Y. at 86 years of age. He and his wife had attended our church services and had been out to dinner.

Martin always enjoyed the American Pigeon Journal and the American Giant Homer Assn. bulletin. Martin had pigeons from the time he was eight years old until 1989. Martin was a life member of the AGHA. He was a wonderful husband and the best friend I ever had. – Submitted by Mrs. J. Martin (Ellen) Tripp, Dryden, N.Y.

FRED LABATI

It would have been impossible to know Fred Labati and not to know that he raised Show King pigeons. Fred's life was so intertwined with the love of his birds that it is hard to imagine anyone with even a token acquaintance with Fred not immediately being impressed by his infatuation for exhibit pigeons.

It is a sad message to the friends of Fred Labati to report that he passed away on Dec. 15, 1993. Fred had just recently celebrated his 89th birthday. He still had a few Kings even to the last day of his life.

It is appropriate to note that Fred was laid to rest with his Master Breeder Award pinned to his lapel. Fred became a celebrity at various pigeon shows. Always ready with a wide smile and a warm handshake, he was a perennial host in "King Alley" at the annual NPA shows, AKC District and local shows plus regional shows of various breeds. Fred was a well respected judge of Kings for many years. He attended shows in Europe too where he was an immediate attraction not only for his knowledge of pigeons but as a goodwill ambassador from the United States with a captivating ability to relate to anyone with whom he became acquainted. Countless hours could fly by with Fred rolling band numbers of birds he had raised, or known, over in his mind with the uncanny ability

Eastern Jacobin Club 1992
Vernard L. Duntz
Secretary-Treasurer
85 N. Mountain Rd.
Canton, CT 06019
203-693-2468

CENTRAL
ORIENTAL FRILL CLUB
Welcomes All Oriental Frill Breeders
For Sample Bulletins & Information, Write:
Elaine Mingo, Sec./Treas.
3024 Prestige Dr. • Clearwater, Fla. 33519

WANTED
Old Pigeon Paintings especially by Frank M. Cook, Old Pigeon Award Medals given at shows, Ribbons, Pins, Statues, Wood Carvings, etc.
LYNN WATSON
178 Aragon • San Clemente, Calif. 92672
714-492-3078

to always remember who was the sister of a certain hen who won Best Young Hen at some show 10 to 20 years ago. Fred was an effervescent personality with a contagious enthusiasm when it came to Show Kings. This feature won him the respect of his peers as he was a past president of the AKC at least two times (maybe more), held other offices in the AKC; past president and offices many times of EKC, SJPA, NPA and probably other pigeon related organizations too numerous to list.

Fred was also a devoted family person. Fred is survived by his wife, Catherine, two daughters and a son plus several grandchildren. "Fred's Barber Shop" at 500 Newton Ave., Oaklyn, N.J. 08107, will live on in the memories of many King breeders as a place where you could always talk Kings and share Fred's hospitality. As a point of reference, Mrs. Labati is currently residing at the Leader Nursing Home 1412 Marlton Pike, Cherry Hill, N.J. 08034 (Room #B2).

"As sure as God made little green apples...", Fred is probably already up in Heaven relating pigeon stories to all his old buddies who preceded him there, but who will be further blessed with his presence. Can you just imagine that get together?

A truly won derful person is no longer among us mortal human beings but his life has left a lasting impression on many of us. Long live, Fred Labati! – Submitted by Hiram Reinhart Jr.



Frank Frenis in 1960.

FRANK F. FRENIS

Frank F. Frenis, who passed away Oct. 5, 1993, was probably one of the most dedicated pigeon fanciers throughout the U.S. He was 79 years of age. Frank raised, bred and sold pigeons since he was just 14 years of age. I know because I am his son, Fred, 49 years of age, who at the age of 7 to 15 years, traveled from 22 Shade St., Oakville, Conn. 06779, to New York, Pennsylvania, New Jersey and as far as Buffalo, N.Y., which is quite a ways from Conn. back them. He has received letters from Andy Devine, to which he sold and mailed short faced Moorheads, about 40 or 45 years ago. He also corresponded with Roy Rogers a few times. I don't think he ever bought or sold birds with him, but in the 80s, when the Roy Rogers Restaurant opened in Waterbury and he heard Roy would be there and was waiting there to meet him. If I recall correctly, Roy remembered writing to each other and spoke with my dad for a while to reminsce about what kind of pigeons they both bred at that time.

My dad raised everything, at one time, from homing pigeons to short faced Moorheads when he passed on. He was raising Rollers, which were coming along fine, but he had purchased three Russian Moorheads about three months before he died. They were almost ready to mate and I know, deep in his heart, of all the birds he raised, he loved short faced Moorheads.

On Sept. 7, 1988. he had open heart surgery which left complications thereafter with his breathing. After the operation, 7 weeks on several machines and a respirator, his last rites and then, after fighting all this and recuperating, and after doctors said he would never breathe again on his own, he began to breathe again on his own. With the help of his family doctor, a well-known Waterbury, Conn., doctor, Dr. Joseph DeMayco, in just two short years, I, along with my dad, remodeled his pigeon coop somewhat and he raised pigeons again for another five years.

In those two short years he didn't raise pigeons, my dad was probably the loneliest man in the world even though he had six children and a loving wife, Florence, who took care of him with love and affection, enough for him to find the heart and determination to spend hours of time doing what he knew best. There wasn't a day in those 65 years he didn't think about pigeons. I will modestly say at random, he started at least 100 young boys into the world of pigeons. I know he gave them a pair or two free so they would appreciate them like he did. Most of them went on to raise them and still do.

Along with this, there is a photo of my father in 1960.

My dad was a dedicated pigeon fancier for many, many years. He will be missed by all. – Submitted by Fred Frenis.

ANSWERS TO TEST ON PAGE 30.

1. Pigeons voyageurs.
2. Shakespeare.
3. Gay or pied (in Italian).
4. Doesn't turn white when cooked.
5. White, flying.
6. Next to the heart, at the junction of the windpipe with the bronchial tubes.
7. Oil gland.
8. Bathing in water.
9. Sire (father).
10. None.

UNITED ROLLER CLUB OF AMERICA
Established In 1935
Largest Roller Club In America
That Is Dedicated To All Aspects
Of The Roller Hobby
Dues: Adult dues $15.00
$10.00 Senior, $5.00 Jr.
6 Bulletins Per Year
For information, contact:
Don & Judy Smith, Sec.-Treas.
1040 Echo Beach
Jackson, Mich. 49203

The Long Island Domestic Flight Club
promoting the Domestic Show Flight
Angelo Cavallo, Secretary
68 Martin Road North
Bethpage, New York 17714
516-796-1378

Southern Illinois Pigeon Club
"The Friendly Club"
Promoting All Breeds
Quarterly Bulletins
Gerald Stevens, Show Sec.
Box 47
Parkersburg, Ill. 62452
Ph. 618-442-5479

NATIONAL POULTRY NEWS
formerly Hen House Herald
P.O. Box 1647, Dept. PJ
Easley, S. Car. 29641
SUBSCRIPTION RATES:
BULK RATE: 1 Yr., 12 issues, $12.00; 2 Yrs. $20.00; 3 Yrs., 36 issues. First Class & Canada: 1 Yr., $20.00; Samples: $2.00 Each U.S.A.; $3.00 Each Canada; $5.00 Each Overseas.
PROMOTING POULTRY, EXOTIC FOWL & ANIMALS
Advertising Taken – Send For Advertising Rates

ATTENTION GOAT LOVERS!
The most up-to-date, useful information available. Read about how to's, milk, meat, cheese, etc. $20 per year, $36 per 2 yrs.
Dairy Goat JOURNAL
6041 Monona Dr.
Monona, WI 53716
1-800-272-4628

AMERICAN BEE JOURNAL
51 So. 2nd St. • Hamilton, Ill. 62341
Beekeeping is a profitable and interesting hobby or sideline. The oldest journal in the English language covers all phases, of beekeeping pleasures. Subscriptions: U.S. - 1 year $16.20, 2 years $30.12, 3 years $43.66. Outside U.S. 1 year $24.95, 2 years $47.62. Airmail upon request. Visa, Mastercard, Discovery accepted.
– Write for FREE Copy –

POULTRY PRESS
"America's Oldest Established Poultry Newspaper". Promoting Standard Bred Poultry Since 1914. News, Views and Show Winnings. Advertising Rates on request. 1 year (12 issues) $12.00, 3 years $32.00.
P.O. Box 542
Connersville, Ind. 47331

CLASSIFIED ADVERTISEMENTS

It Pays To Advertise With The APJ

For Readers Who Want To . . .
BUY • SELL • TRADE

RATES: 25¢ PER WORD - 1 MONTH
50¢ PER WORD - 3 MONTHS
$1.50 PER WORD - 1 YEAR
Inititals, figures, name, address, zip code, phone number are the same as words.
Please print or type your ad

_____

_____

_____

_____

_____

_____

_____

_____

Enclosed find $_____ payment for _____ words at

_____ per word for _____ months.

Send check or Money Order With Advertisement To:

AMERICAN PIGEON JOURNAL

P.O. BOX 278 • WARRENTON, MO 63383-0278

CLASSIFIED AD SECTION

Rates: 25 cents per word one month; 50c per word 3 months; $1.50 per word 1 year

Cash With Order

AMERICAN GIANT HOMERS

AMERICAN GIANT HOMER ASSOCIATION – Promoting the development and exhibition of the nation's most popular and exciting utility pigeon. AGHA offers a warm welcome and helpful advice to new members. Write for a free illustrated brochure of information. Adult dues $10; Juniors under 18, $5; Foreign $15. – J. Aubrey Mire, Sec. AGHA, 314 Jean Vidrine, Ville Platte, LA 70568. (192-494)

AMERICAN SHOW RACERS

AMERICAN SHOW RACERS – Excellent quality. Show and stock birds in most colors and rares. – Joseph Ognibene, 1735 West 8th St., Brooklyn, N.Y. 11223. 718-449-4210 evenings. (492-794)

CHAMPION AMERICAN SHOW RACERS – Show and breeding stock. Standard and rare colors. Vaccinated. Shipment by MBC. – Harold C. Jones, 142 Fisher Ave., Staten Island, N.Y. 10307. 718-984-1009 after 7 p.m. or weekends. (392-694)

ANCIENTS

EXCELLENT BIRDS – From a family of consistent champions and winners at all shows entered. – Matt Rosio (The Ancient Man), 914-883-7131. (192-494)

BOOKS

APJ's – Specials $5.00. Reg. Issues $1.00. Also buy APJ's. – Roger Klocke, P.O. Box 471, West Fargo, N. Dak. 58078. 218-236-5791. (494-395)

A HANDBOOK OF FANCY PIGEONS by H.P. Macklin, published in 1973. Nineteen short chapters, 76 drawn pigeon breed illustrations, 156 pages, size 6-3/4 x 7-1/4, hardbound cover. Price postpaid $12.00 U.S.A. – Tom McCaig, 2761 Garona Dr., Hacienda Heights, CA 91745. (293-494)

1921-1992 APJ'S for sale – F.S.Donato, P.O. Box 833, Leona Valley, CA 93551. SASE Please. (992-795)

WANTED – APJs and related materials. – Harvey Ricker, Rt. 1, St. Francisville, Ill. 62460. 618-943-2235. (792-994)

THE BEST SELECTION – of old pigeon books/prints in the world. Send $1.00 stating 'pigeon list'. – Veronica Mayhew, Trewena, Behoes Lane, Woodcote, Near Reading, RG8 0PP, England. (392-694)

WINGS ON WHEELS – A book about raising and flying Roller pigeons from portable lofts. All phases, problems, breeding, terminology, purchasing with special tips and advice detailed. Price: $10.00 includes shipping and handling. Send to: – Joe Stayer, 431 Fourth Ave., Olean, N.Y. 14760. (1291-494)

CAPUCHINES

GOOD QUALITY – White, Blacks, Yellows, Reds, Splashes, Others. 25-50 pair. – 505-473-0997. (494-694)

CARNEAUX

FOR SALE: – Palmetto Strain White Carneaux at random, 3 months to 4 years. $20.00 pair, plus crate and postage. Call evenings: – 708-395-2782, 27383 W. Wilmot Rd., Antioch, Ill. 60002. (892-1094)

PALMETTO WHITE CARNEAUX – "Moving", $5.00 up - volume discount. – Crider Pigeon Farm, Forsyth, Ga. 912-994-0827 after dark. (192-494)

CAUCHOIS

FLOWER OF PEACH COLOR. – Rare beautiful color. Two pair. Postage - MBC. $250.00. – Charles Lucas, 6813 Catina, New Orleans, LA 70124. (1092-1294)

CLUBS

NORTH CENTRAL FLORIDA PIGEON CLUB – All breed club welcomes fanciers from Ocala, Gainesville, Jacksonville, etc. Monthly meetings, cookouts, shows planned. Dues: $14 Family, $10, $3. Contact: – Wayne Losano, 6210 NW 139th St., Gainesville, Fla. 32606. 904-332-5903, Sec. (992-1194)

NATIONAL RUSSIAN TUMBLER CLUB – Contact: Joe Grau, 605 Middleboro Rd., Oregonia, Ohio 45054. 1-513-932-4679. (792-994)

METRO PIGEON CLUB – National City, Calif. All Breed Pigeon Show monthly. Dues $5.00 - $3.00. – Elmer Uhrich, 2703 Melrose St., National City, Calif. 92050. (192-494)

SOUTHERN OHIO PIGEON ASSN. – All Breeds Club. Buckeye Classic Show, First Saturday in December. Dues: $10.00 Adult, $5.00 Jr. Contact: – Cathy Coyer, 4003 Chipstone Dr., Dayton, Ohio 45416. (592-894)

FLORIDA GULF COAST PIGEON CLUB – Dedicated To All Breeds. – Jackie VanDerLinden, Sec.-Treas., 1634 Overbrook Rd., Englewood, Fla. 34223. (1291-494)

COMPUTER SOFTWARE

PIGEON FACTS 2 – PEDIGREE CHARTING system ($67.50) with complete reporting, up to 9 generations pedigrees, on-screen pedigrees and 6 generation progeny charts. FLYING DATA system ($47.50) for loft race information including performance evaluation calculations. Both systems are effective. GUARANTEED, used worldwide, menu driven and easy to use. IBM-PC (3.5/5.25), MAC, APPLE-II and C-64. Prices include shipping. Order both systems for $99. – Cosmic Software, Box 43551, Louisville, KY 40253. 502-244-8694. (592-894)

DOMESTIC FLIGHTS

FLIGHTS AROUND THE WORLD – c/o New York Combine. Contact: – Pete Fratangelo, 300 E. 3rd St., Brooklyn, N.Y. 11218. 718-436-2371. (493-295)

DONEKS

DONEK TRAINING VIDEO – Step by step sequences, quality production, $39.95 plus shipping and handling, $2.50. – Bill Jacox, 12 Ackert Hook Rd., Rhinebeck, N.Y. 12572. (992-1194)

DONEKS & NOSEDIVERS & KELEBEKS. – MBC shipping. – Matt Shushok, 412-583-9748. (592-894)

DOVES

DOVES – Twelve Ringneck colors to choose from. Reasonably priced. Will ship. – Phil Schultz, N1696 Bramble Bush, Fort Atkinson, Wisc., 53538. 414-563-3697. (293-693)

NEW RINGNECK MUTANTS – Tangerine and Orange Pearl, Whiteback and Lace. The ultimate Ringnecks with the white neck rings. SASE please. – O.F. Munsell, 654 26th St. S.E., Cedar Rapids, Iowa 52403. 319-362-0229. (892-594)

AMERICAN DOVE ASSOCIATION – Six bulletins yearly, other benefits. Dues $10.00, Jr. $5.00 (17 & under), Senior Citizens (60 & over), Family $12.50 (2 members). – Rita M. Courtney, Sec.-Treas., P.O. Box 21, Milton, KY 40045. (592-894)

APJ CLASSIFIED ADS

THE WAY TO SELL YOUR SURPLUS BIRDS

OR

FIND THE BIRD YOU NEED

ONLY 50¢ PER WORD FOR THREE MONTHS

DRAGOONS

STANDARD AND RARE COLORS. – Winning bloodline down from ADC and NYBS Champions. $20 each and up. – Tom Barnhart, 5307 Wolfe, Lima, Ohio 45807. Ph: 419-228-5075. (992-1194)

EGYPTIAN SWIFTS

EGYPTIAN SWIFTS – 15 varieties. – A. Hassan, 5421 S. Holbrook, Tempe, Ariz. 85283. 602-839-3613. (792-894)

EGYPTIAN SWIFTS – High Flyers Pigeons. Bolk (Sakarota, Walnut, Indego, Wardy, Blue), Safi (Sugar, Debani, Khalili), Karakandi, Abey, Washait, $150/pr. Ostahti, Rehani, Ahmar Ghozar, Aswad Ghzar, Masawad, Anbary Asmar, Red Patch. English High Flyer, $200/pr. – M. Hassan, 3410 Woodstream Pl. Sugarland, TX 77479. 713-265-3215. (592-894)

ENGLISH CARRIERS

NATIONAL ENGLISH CARRIER CLUB – Bulletins, meets, $10.00 dues. – Secretary Robin Neil, 106 Elk Dr., Great Falls, Mont. 59404. (392-894)

FANTAILS

QUALITY FANTAILS – Several colors. – Jerald Kitchens, 1290 Moffet Lane, Decatur, Ill. 62522. 1-217-429-0331. 494-894)

QUALITY FANTAILS – Saddles and Selfs and Tailmark. – Edward Henderson, 4 Quail St., Waterford, Conn. 06385. 203-440-3742. (493-295)

CENTRAL FANTAIL CLUB OF AMERICA – Join now! Senior dues $15.00 yearly, man and wife $20.00, Juniors $3.00. For members outside North America add $5.00. For more information, write or call: – Don & Linda Vaughn, 1307 50th St., West Des Moines, IA 50265. Ph. 515-223-7454. (792-1194)

QUALITY FANTAILS AVAILABLE – Whites, Blacks, Blues, Powder Blues, Yellow. – George and Matthew Cosby, 500 Rancheros #125, San Marcos, Calif. 92069. (619) 744-3849. (592-894)

MID-AMERICA FANTAIL CLUB – Annual Dues: $10.00 family, $7.50 individuals. 2 Annual Shows, Quarterly Bulletins. – Brian Grover, Soc.-Treas., 8038 W. State, Rockford, Ill. 61102. (592-894)

EASTERN FANTAIL CLUB – Enjoy showing and fellowship with friendly cooperative fanciers. Sr. Dues $7.00, Jr. $3.50. Contact: – Mike Soda, RD 1, Box 269, Great Meadows, N.J. 07838. (592-894)

WESTERN FANTAIL CLUB – Five shows annually, bulletins. Dues $10.00 (Jr. $5.00). – Joy Krebaum, Sec.-Treas., 11509 Leland Ave., Whittier, Calif. 90605. 310-941-6872. (392-894)

FEEDS

BARLEY – Premium, high protein feed. – Donald Keinath, Caro, Michican 48723. Phone: 517-673-4211. (392-894)

ASK YOUR FEED DEALER – to include Colorado Maple Peas or High Proten Malt Barley in his mix or contact: – Wayne C. and Jean K. Davis, 49529 Co. Rd. C, Center, Colo. 81125. Phone 719-754-3349. Available by UPS. (493-295)

FLORENTINES

FLORENTINES – All colors available. Out of German and Austrian stock. – Adam Kuhn, 2517 S. Country Club Rd., Woodstock, Ill. 60098. 815-338-7887. (292-694)

FRENCH MONDAINS

FRENCH MONDAINS – "Moving," $5.00 up. Volume discount. – Crider Pigeon Farm, Forsyth, Ga. 912-994-0827 after dark. (192-494)

GERMAN BEAUTY HOMERS

AMERICAN GERMAN BEAUTY HOMER CLUB – Newsletters, show reports. Adult dues $6.00, Juniors $2.00. – Isadore Didion, 5691 Edmonds, Bellevue, Ohio 44811. (292-594)

HELMETS

HELMETS – Red, Crested. – Dean Rupp, 1099 Noose Rd., Hays, Kans. 67601. 913-628-1416 after 6:00 p.m. (792-994)

HUNGARIANS

EASTERN HUNGARIAN PIGEON CLUB – Annual Dues $5.00. – Russell Line, Sec., 12052 Warrenfeltz Lane, Hagerstown, Maryland 21742. (293-694)

INDIAN FANTAILS

CHAMPION BLOODLINE INDIANS – Many colors. Will ship. – Gary Groesman, Wheaton, Ill. 708-653-2228. (992-393)

CALIFORNIA INDIAN FANTAIL CLUB – Supporting all Indian Fantail Shows in California. Dues $5.00. – Carl Rodegerdts, 3 Sequoia Place, Woodland, Calif. 95695. (392-1093)

QUALITY INDIANS – Champion bloodlines. Most colors available. Ship by mail. – Leimann's Loft, 513-941-0363. (292-893)

MID-STATES INDIAN FANTAIL CLUB – Supporting all over the U.S. $10.00 dues. Send to: – Paul Moore, Rt. 1, Box 99, Hickory Ridge, Ark. 72347. (292-893)

INDIAN FANTAILS – Many colors available. Will ship. – Bill Tome and Jim Champion, Rt. 1, Box 21, Cordell, Okla. 73632. 405-832-3995. (1291-493)

JACOBINS

QUALITY JACOBINS – Most colors. – Owen Kalland, 406-778-1670 after 6 p.m. P.S.T. (494-694)

JACOBINS – Breeders and youngsters. – Bob Muszynski, Box 64, Hadlyme, Conn. 06439. 203-526-3249. (992-1194)

CENTRAL JACOBIN CLUB – America's oldest roots of the Jacobin fancy. Two shows annually. Dues: $10 per year, payable to: – Tom Reich, 19441 Holliday Dr., Shawnee Mission, Kansas 66218. 913-441-0902. (792-994)

EASTERN JACOBIN ASSN. – 2 shows annually, bulletins, bands. Dues $10.00. – Sec.-Treas. Vernard L. Duntz, 85 N. Mountain Rd., Canton, Conn. 06019. 203-693-2488. (592-894)

SOUTHERN JACOBIN CLUB – Annual Winter Meet and quarterly bulletins. Dues $10.00. – Pat Avery, Sec./Treas., 18612 S.E. 134th, Newalla, Okla. 74857. 405-386-6884. (392-1694)

LOFT OF CHAMPIONS – Quality Jacobins in Red, Yellow, White, Black, Blue, Silver, AOC. – E. Bachmann, 405 E. Walton Blvd., Pontiac, Mich. 48340. 313-334-1823. SASE please. (290-694)

KINGS

SHOW KINGS – White, Black, Blue, Silver, AOC. – Lloyd and June Trone, Rt. 1, Box 129, Meredosia, Ill. 62665. Phone 217-997-5970. (493-295)

SILVER, BLUE SHOW KINGS, SINCE 1951 – Large, short, excellent color. Ship Express Mail. – Edward Burkholder, POB 57, State Line, PA 17263, 717-597-8308. (1092-494)

AMERICAN KING CLUB – Join the best. Membership - U.S. $20.00, Juniors $10.00, Overseas $US30.00. – Stu Austin, Sec.-Treas., 7671 E. Wood Dr., Scottsdale, Ariz. 85260. (292-594)

LAHORES

AMERICAN LAHORE CLUB – Join the fastest growing specialty club in the USA. Monthly bulletin, shows, dues $10, $15 foreign. – Alan Zuschlag, Sec., 1507 Corcoran Street NW, Washington, DC 20009. (992-1194)

MALTESE

AMERICAN MALTESE CLUB – Dues $7.00 per year. – Bill Hetzel, President, 1921 Stine Rd., Peninsula, Ohio 44264. (192-494)

MODENAS

BLACK SCHIETTI MODENAS – Must reduce stock. Champion Bloodlines: Copeland, Richert, Ecker, 20 pair. – 1606 C DeBaca Lane, Santa Fe, New Mexico 87501. 505-983-8353. (494-694)

QUALITY MODENAS – Several colors - Gazzi, Schietti. – Jerald Kitchens, 1290 Moffet Lane, Decatur, Ill. 62522. 1-217-429-0331. (494-694)

SCHIETTI, GAZZI – Red, Yellow-Gold. – Scott C. Adams, Rt. #1, Box 102-A, Litchfield, Nebraska 68852. 308-446-2379. (992-1194)

RAISING MODENAS – In several colors. – Harvey Ricker, Rt. 1, St. Francisville, Ill. 62460. 618-943-2235. (592-894)

NUNS

UNITED NUN CLUB – Quarterly bulletins, lawn show, travel shows. Sharing Friendship, Fun & Nuns. Dues $10.00, Jrs. $3.00. – Tony DeSantolo, Sec., RD #3, Ninham Cir., Carmel, NY 10512. (592-894)

NUN PIGEON FANCIERS SOCIETY – Quarterly bulletins, N.Y.B.S., District, Annual Shows. – Bill Doering, Sec./Treas., P.O. Box 228, Lyons, Ill. 60534. (292-594)

ORIENTAL FRILLS

GERRY LEBERMAN – Offers Satinettes and Blondinettes in blue, black and brown. Miminum $25.00 each. – 515-573-8978. (992-1194)

EASTERN ORIENTAL FRILL CLUB – Serving the Frill Hobby since 1937. Providing two shows annually, show reports, newsletters, friendly advice. Membership $10.00 a year. – Tom Zaengle, Sec./Treas., 935 Forge Rd., Carlisle, PA 17013. (992-1194)

BLONDINETTES, SATINETTES – All colors. Extra hens. Show quality, $50 and up. Stock birds, $25 and up. International shipping welcome. – Tom Berich, 412-384-4535. (892-1094)

BLONDINETTES & SATINETTES – Show and stock birds. Costa bloodlines. Reasonable prices. Call: – Daniel Silva, Plymouth, MA. 508-746-5574. (192-494)

ORIENTAL ROLLERS

ORIENTAL ROLLERS – Black, Dun, Red, Yellow. – Ed Bills, 8389 W. Powell Ave., Magna, Utah 84044. 801-250-0634. (192-494)

Join the **UNITED ORIENTAL ROLLER ASSN.** – The bird with class. Six bulletins a year, five shows, Master Breeder program and flying competition. Club bands: 15 cents each plus $1.00 postage. Membership dues: Adults $10.00, Jrs., $5.00. – Sec. Ed Bills, 8389 W. Powell Ave., Magna, Utah 84044. 801-250-0634. (192-494)

PET SHOPS

LORDS VALLEY PET SHOP – Interstate 84 to Exit 9 in PA. – 717-775-0570, (1092-1294)

B & B PIGEONS – Bought and Sold. Large Selection. Also Feed and Supplies. – 914-252-7111. (792-994)

SILVER LAKE FARM – Pigeons bought and sold. Feed and supplies. – Richard P. Jarvis (Richie), RD 1, Box 104, Hancock, NY 13783. 607-467-3645. (792-994)

MASPETH PET SHOP – 71 - 11 Grand Avenue, Maspeth, N.Y. 11378. 718-429-9443. – Supplies, Pigeons bought and sold. (392-494)

POMERANIAN POUTERS

WORLD'S FINEST QUALITY – Breeding for Size and style. Birds for sale in blacks, blue bars, reds, yellows, white and AOC. – Joe Oldja, 14091 Sprague Rd., Strongsville, Ohio 44136. 216-234-6244. (392-494)

POMERANIAN POUTERS – The VERY best in quality. Bred in black, red, yellow, blue bar and red bar pieds, also breeding white selfs. Show quality and breeding stock available. – Dan Johnson, 18640 ulas St., Northridge, Calif. 91326 or call evenings, 818-368-3451. (192-494)

POULTRY

SILVER & RED BREASTED BUTTEN QUAIL – (72) Flock Birds. Mandrin Ducks, Bantams, Layers - Geese, Turkeys, Pheasants, Chuckers, Quail. Send stamp, free price list. – Woody's Hatchery, R 1, Shawnee, Okla. 74801. (405) 273-0482. (892-494)

POUTERS

REVERSEWING, ENGLISH, PIGMY – And Swing Pouters for sale. – Michael Szwec, RFD 1, Box 490, Jefferson, Main 04348. 207-549-5621. (493-694)

Join the **AMERICAN PIGMY POUTER CLUB** – "Best By Test" Since 1900. Help promote "World's Greatest Show Bird." For information, write: – Mike Pope, Sec., 9396 Co. Rd. 5, Rushsylvania, Ohio 43347. (792-994)

ALL TYPES OF – Pouters and Croppers. – 1-402-563-4073. (992-1194)

THE FINEST – in American and European Import Bloodlines. Norwich Croppers and Voorburg Shield Croppers in most colors. DeNeen and Burke Lofts. Contact: – Tim Burke, 4646 Sharon Center Rd. SW, Iowa City, IA 52240. PH: 319-683-2775. (992-594)

POUTERS – Swing Pouters, Voorburgs, also Frillbacks for Sale. – (801) 245-4073. (892-1094)

PIGMY POUTERS – Jack Spann, 212 W. 21st, Burley, Idaho 83318. (892-1094)

POMERANIAN POUTERS – Reversewing Pouters, Norwich Croppers. Excellent quality. – L & B Beer, 194 Lido Prom. West, Lindenhurst, N.Y. 11757. 516-226-3534. (592-493)

QUALITY BIRDS – Reversewing, English, Norwich, Pomeranians, Voorburg, Old German, Brunner. Visitors Welcome. Will Ship. – Jason Bittis, 10453 Toews Rd., LeGrand, Calif. 95333. 209-382-0109. (592-894)

PUBLICATIONS

FREE LIST of weekly newspapers for stamp collectors. – Gerstenberger, Box 907, Glendale, Ariz. 85311. (293-494)

RABBITS IN CANADA – Monthly magazine about the happenings in Canada in the rabbit industry. Also U.S. and worldwide rabbit news. Canada - 1 year $7.00, 2 years $12.00; U.S. - 1 year $8.00, 2 years $14.00. Single copy $1.00. – Rabbits in Canada, Oak St., Bewdley, Ont., Canada K0L 1E0. (tf)

RACING HOMERS

WHITE MORTVEDT RACING HOMERS – I have pure whites and splashes. Pedigreed. – Harvey Colston, 1400 S. McCoy, Independence, MO 64055. (494-694)

TRENTONS, BASTINS, SIONS – $10. each, crosses - $6. each; vigorous, proven quality, health guarantee. Shipping helped. – Paul Schneider, RR 2, Box 610, Bismarck, ND 58504. 701-673-3465. (494-694)

OTTO MYER TRENTONS – Red and Mottle. Also Quality Janssens. – 1-313-848-8065. (293-594)

RODGER MORTVEDT'S – Snow white racing homers. – 509-525-2442. (292-594)

CHAMPION "NON-FLOWN" SHOW RACING HOMERS – Show and breeding stock. Standard and rare colors. Pedigreed. Vaccinated. Shipment by MBC. – Harold C. Jones, 142 Fisher Ave., Staten Island, N.Y. 10307. 718-984-1009 after 7 p.m. or weekends. (392-694)

MUST REDUCE STOCK - REDUCED PRICES – 79 year old. My loss is your gain. 65 years racing, breeding, and showing. Three years in signal pigeon corp in WWII. Quality Birds - 1993 A.U. youngsters NOW AVAILABLE, $17.50 each. Breeders $75.00 - pr. Heitzman Sion, Husken Van Riels, Vernazza, Mexico Janssen, Trentons, Fabry, Bricoux, Stassarts and White Splashes. Fenoyer Sion, Black Eagles, White Pietinolox youngsters $25.00 each. Breeders $100 pr. Any youngsters, order 8 or more, Breeders 3 pr. or more. Mix or match. – Nicosia, 324 N. 18th, Waco, Texas 76701. (Work) 817-754-1691. (Home) 817-772-1587. (292-1294)

WHITES – reasonable prices. – D. Swanson, 10456 Santana St., Santee, Calif. 92071. 619-562-2396. (892-1094)

PEDIGREE JANSSENS – Verbruggens, proven bloodlines. – Robert Prisco, 601 Cleveland Ave., Riverside, N. J. 08075. 609-461-8091. (892-1094)

DUE TO HEALTH PROBLEMS – I must reduce my long distance stock birds of Sion, Stassart, Fabry and Trenton strains. Sacrifice, $40 per pair plus Express Mail shipping fee of $50 for one to six birds. – George Eichelberger, Rt. 4, Box 708, Versailles, Missouri 65084. Tel. 314-378-5676. (892-1094)

WHITES – Steve's Show Winners (Belgium). Hansennes $30.00 youngsters. Black Eagles $30.00. Yellow and Red Trentons $20.00 each. Plus shipping. – 619-276-6919, 4965A Jellett St., San Diego, Calif. 92110. (392-694)

BLACK EAGLES, BANDITS – Trentons. White Racers - Calla - Vernazza Janssens, Hartog Janssens. Top quality birds at reasonable prices. All birds sold with pedigrees. Ship anywhere – Jay Alexander, 408 Vivian, Crane, Texas 79731. Ph. 915-558-2553. (292-594)

SADDLE HOMERS – Excellent quality. Standard and Rare Colors. White Bar Saddles in Blue - Dun - Platinum - Lavender. Grizzle Saddles in Dun - Blue - Red. Plus Saddles in Cream - Yellow Check - Indigo - Mealy - Slate Lace - Khaki - Andalusian - Opal Lace - Red - Yellow - Black - Smoke - Dun Bar. Self in White - Black - Andalusian - Almond - Smoke - Solid Dk. Dun - Yellow Chk. - Cream Bar. Trentons in Red and Yellow mottle - Solid Red - Yellow - plus Splashes. Tailmarks - one siders. Vaccinated. Color Pedigree. Young Birds. Some Breeders. Shipping. Best time to call: Thursday and Sunday, 8 p.m. - 11 p.m. – 410-479-2755, Vince - Pigeon Place Loft. (1092-694)

RARE BREEDS

BERNBERG TRUMPETERS – In all colors. The true "Baldheads" of the Trumpeter world! – Tom Conway, 1509 Cedarhill Drive, Riverside, CA 92507. (494-694)

POLISH MUSIANS, SERBIAN HIGHFLYERS – Ukranian Shields, Ukranian Skycutters. – Stan Masianka, 118 Cindy, Russell, Kans. 67665. 1-913-483-6154. 494-694)

IRANIAN HIGHFLYING TUMBLERS – Recently imported from Tehran (not Montana). $300 a pair. – 213-935-1566. (293-494)

MOOS–SULLI COOP TUMBLERS – Swifts, Persia Rollers, Dewlaps, Shakhsharli, Lebanons. – Jack Schubarth, 1-406-467-2910. (1092-1294)

SPANISH CATALONIAN TUMBLERS – Valencian Monjins (different colors), Damascenes, O.D. Capuchines, Red Yellow, Muffed Ice. Will ship. – Samuel Pino, 823 Reservoir St., Socorro, New Mexico 87801 or call 505-835-2184. (1092-494)

VIENNA M/F TUMBLERS – Males $9, Females $14. Other breeds. Five miles from nation's capital. – 703-620-2722. (992-494)

SAXON MONKS – Blue, Black, Barred, Spangled. $7.50 each. – 404-945-1533. (892-1094)

RUSSIAN TUMBLERS – Lavender, Andalusian. Most colors, other breeds. – Pharez Martin, 11 Fairview Rd., Newville, PA 17241. 717-423-6620. (592-894)

ROLLERS

COMPETITION BRED ROLLERS – 11 years of competition in Ohio and Florida. 91 flys - 50 firsts, 22 seconds, 17 Annual High Point or Reserve Awards. Youngsters $15.00. Mature $30.00. Will ship. – Harter, 813-485-1491. (494-495)

RED AND YELLOW ROLLERS – A full color collector plate on melamine. White or cream and flower border. Size 9-1/2". Price $30.00 plus $4.50 postage. Order from: – Layne Bowles, 25 S. 100 E., Nephi, Utah 84648, 801-623-1667. (494-694)

CHANGING JOBS – Must reduce breeders. Old Pensom blood lines. – Terry Rhodes, 501-239-6058. (493-295)

FLYING ROLLERS – All colors including Almond. Will ship. – 501-342-5534. (493-295)

NATIONALLY RECOGNIZED – Performance strain. Will demonstrate. – John Dow, Kansas City, Kansas 913-631-4864. (1092-1294)

ROLLER VIDEOS – #1, "Fla. Suncoast Roller Club Winter Flys." #2. "2nd Annual Southern Performing Roller Classic." 3. "Louisville 1990 - National Young Bird Show and Kit Flys." #4. "ATLANTA CLASSIC 1991 Convention and Kit Fly." 2 hrs. - excellent footage! All extremely well made videos! $20.00 each. All FOUR tapes, $75.00, includes shipping and insurance. – Stephan R. Wolf, 2060 Estey Ave., Naples, Fla. 33942. (992-594)

BIRMINGHAM ROLLERS – Performance bred. – Robert Prisco, 601 Cleveland Ave., Riverside, New Jersey 08075. 609-461-6091. (892-1194)

HIGH GRADE PERFORMANCE ROLLERS – Stephan R. Wolf, 2060 Estey Ave., Naples, Fla. 33942. (813) 775-3303 or 793-2279. (892-1194)

ROLLERS – Deep, fast, fun. Lehmeyer, Pensom. Kits by order. – (310) 868-7219, Norwalk, Calif. (892-1094)

PARLOR ROLLERS – Long Distance. Birmingham Rollers - tight, deep. Doneks. – Norm McMurray, 1-805-466-4406. (892-1094)

SPINNERS – Old Jaconette Line, Black Rain, Rusty, Windsong. Performance bred. Pedigreed. – Danny Horner, Mebane, NC 919-563-5378 or 5658. (792-994)

PORTABLE ROLLER LOFT VIDEO – Two Hour VHS instructional video on how to select, train and fly Rollers from mobile lofts, $18.00 pp. – Don Pisowicz, 85 E. McDeshowicz Dr., Porter, Ind. 46304. (592-894)

PARLORS – Assorted Colors. Good Performers. – 913-625-9658. Hays, Kansas. (592-894)

FLYING ROLLERS – Almonds, Browns, Andalusians, Indigo, Opal, Reduced, Orange-eyed Whites. Will ship. Arkansas. – 501-342-5709. (492-894)

NORWOOD LOFTS OF NORTHERN CALIFORNIA – Birmingham Roller Kits, by reservation only. – 1791 Marlow Road, #6-358, Santa Rosa, Calif. 95401. 707-578-0728. (392-694)

IFBRO ROLLER LOFT – Excellent spinners. Young birds, $15.00 and up. Call – Don Brooks, 2130 19th S.W., Naples, Fla. 33964. 813-353-4597. (392-694)

V.C.R. LOFTS – Velocity Controlled Rollers, Flying Widowhood hens only. Extra cocks. Sex-linked colors available. – 402 Heidrich, Houston, Texas 77018. 1-713-691-6106. (592-894)

PERFORMING ROLLER ASSN. – Co-founder, Sec./Treas. "Blind Faith Roller Lofts". Kits and selected pairs available. Will ship. Price negotiable. Visitors welcome by appointment only. – Daniel J. Ouellette, 1008 Reddy Ave., Medford, Ore. 97504. 503-770-5528. (392-694)

TEXAS ROLLER CLUB – Competitions each month include: kit, single bird and/or futurity flys. Periodic bulletins. Annual dues $10.00. – Len Tempest, Sec./Treas., Rt. 1, Box 49, Lipan, Texas 76462. 817-646-2932. (292-594)

BIRMINGHAM ROLLERS – Yosemite Lofts is the new home of the entire stud of orange-eyed self whites developed from birds originating from Pensom and Hilton lofts. These beautiful birds are a tribute to Paul Platz who bred them for many years. Member NBRC. – Steve Parry, P.O. Box 25804, Fresno, Calif. 93729. 209-645-1305. (192-494)

HILLTOP LOFTS – Flying Rollers. Fast spinners. Nacogdoches, TX. – 409-560-9625. (192-494)

NATIONAL BIRMINGHAM ROLLER CLUB – The original national club dedicated to flying performance only. World's largest roller club - over 1,000 members. Bands, pedigrees, patches, videos available. 30 page bulletins. $9.00 membership or free complimentary bulletin. Write to: – George Valiska, RD 2, Box 437, Delta, Pa. 17314. (1191-1294)

BLACK COUNTRY ROLLERS – Can Ship. – 903-838-5973. (892-1094)

SUPPLIES

NEST FRONTS – Custom and Standard sizes, wood feeders, perches, training baskets. Formerly Leardi Wood Products. Send SASE: – Taylor Made Wood Products, Rt. 3, Box 386, Pleasant Hill, MO. 64080. 816-566-3448. (293-195)

PIGEON SUPPLIES – Free 48 page catalog. Low prices - Quick service. – Cutler's Pheasant Supply, 3805 Washington, Carsonville, Mich. 48419. 313-657-9450. (1092-1294)

MICRO-BARRIER CONTAINERS – for shipping birds, $18.95 plus shipping. Call evenings: – 708-395-2782, 27363 W. Wilmot Rd., Antioch, Ill. 60002. (892-1094)

SWALLOWS

UNITED SWALLOW CLUB – Dues $7.50 year. Quarterly bulletins. – Dave Harris, Rt. 3, Box 99, Appleton, Minn. 56208. (393-794)

TEXAN PIONEERS (AUTO-SEX)

JUMBO SQUAB PRODUCERS – Breeding pairs. Young birds. – Persiano, 88 Hillcrest Road, Watchung, N.J. 07060. 908-755-3209. (392-694)

TIPPLERS

FLYING TIPPLERS – For Sale. Call: – 814-459-3269, ask for Paul. (494-694)

5 PAIR MOTTLED BRONZE SHOW TYPE – Plus 6 flyers. 1st $80.00 takes all. No shipping. – Jack Neuberger, 7811 52 Way North, Pinellas Park, Fla. 34665. 813-546-5711 p.m. (494-694)

HIGHFLYING PERSIAN – With butterfly action. All colors. Fly over 8 hours at least. Prices start $25.00 each. Shipping Available. San Diego. Ask for Ray. – 619-479-2042. (493-595)

GUARANTEED – High Flying Iranian and Tipplers. Over 10 hr. – Sam, 714-776-2565. (293-295)

LOVATTS – Also Canadian Lovatt crosses. – Shorem, L.I., N.Y., 516-821-3880. (10921294)

LOVATTS, ROLLERS – Robert Culley, Foggintown Rd., Brewster, NY 10509, 914-279-2542. (392-694)

NATIONAL EXHIBITION TIPPLER ASSOCIATION – Hosting Grand National Show, others. Featuring five color classes. Dues, $10. – Michael Richardson, RD #2, Box 1015-A, Smyrna, DE 19977, (302) 653-9136. (592-694)

GUARANTEED HIGH FLYING TIPPLERS – Shipping available. – 714-776-2565, Sam. (392-694)

FLYING TIPPLER ASSOCIATION OF AMERICA – Organized in 1938 and still going strong. Quarterly bulletins containing endurance flight training information, ten competition flys annually, diploma awards in Official and Honor Systems, colored bands available to members only. Dues $10.00, $2.50 juniors. – Walter Wiechec, Treasurer, 105 Clay Street, Buffalo, N.Y. 14207. (592-694)

AMERICAN TIPPLER UNION, INC. – Monthly meetings, 9 official system flying contests. Annual Lawn Show, 3 Fall Shows, N.Y., N.J., Conn., fanciers only. Initiation $5. Dues $20. – Clarence Williams, 831 Nicolls Rd., Deer Park, N.Y. 11729. (492-794)

Join the **FLYING TIPPLER SOCIETY OF U.S.A.** – Features informative bulletins, membership certificate, constitution and fly rules, diplomas and trophies for flying competitions. Colored bands for members. Dues $10.00. Call or write: – Rex Leon, 17826 Edna Place, Covina, Calif. 91722. Tel.: 818-967-8933. (292-594)

TRUMPETERS

WESTERN AMERICAN TRUMPETER CLUB – Join today! $3.00 Jr., $10.00 Sr., $15.00 Couples. – Bobby Perrenoud, Sec.-Treas., 28889 Capano Bay Ct., Menifee, Calif. 92355. (792-994)

TUMBLERS

TOP LINE BUDAPESTS – Storks, Grizzlies, Blues, White, Yellow, Black, Dun, Red. Hardbacks (Ganzels) with very nice white beaks, also Viennas, Vienna Ganzels and Ancients, magpies and selfs. Old birds originated out of Europe. – Jutec Kasamon, 412-828-2560. (1092-1294)

L.F.C.L. TUMBLERS – Reds and Yellows. Muffed Tumblers: Many Colors and Markings. Reasonable. – Bob Fragoman, Box 157, Memphis, NY 13112. 315-689-7753. (992-1194)

LONG FACE CLEAN LEG TUMBLERS – Selfs - Whites. Reds and Baldheads. – Louis Spahn, RD 1, Box 643. After... New York 13730. 607-639-2556. (292-594)

TURBITS

MODERN TURBITS – For sale. Mainly Blacks. – 509-946-08[illegible] after 5:00 p.m. PST. (992-393)

TURBITS – Blues and Silvers from the loft that produced the American Turbit Club Champion of 1991. $35.00 each and up depending on show quality. No shipping, but can deliver to N.P.A. National. – Reed & Grizer, 2556 Creek Hill Rd., Lancaster, PA 17601. Ph. 717-656-7851. (992-393)

AMERICAN TURBIT CLUB – Shows annually, News Bulletins, Senior Dues $10.00, Junior Dues $5.00 includes Club Standard and Breeding Info. JOIN NOW! – Alfred D. Saccoma, 9 Cedar St., Selden, NY 11784. (992-1194)

UKRANIAN SKYCUTTERS

UKRANIAN SKYCUTTERS – Polish Orlik. Many colors. $25 each. From 1992 Ukranian Imports. – Edward Feyjin, 86 Emerson Ct., Staten Island, New York 10304. 718-273-38[illegible]6. 493-594)

UTILITY BREEDS

AUTO-SEX RACING HOMERS – Limited numbers. – Dean Rupp, 1099 Noose Rd., Hays, Kans. 67601. 913-628-1692. (792-994)

UTILITY KINGS – (Hubbels) Young and Old pairs. – Gene Shaffer, R2, Box 153EE, Augusta, Kansas 67010. 316-775-0624. (1092-1294)

VARIOUS BREEDS

QUALITY JACOBINS, ORIENTAL FRILLS – (Blonde and Satinettes), SFCR Helmets (Red and Yellow), Tipplers (Flying). Call: – (408-778-1670 after 6 p.m. P.S.T., Owen Kalland. (494-694)

PARLOR TUMBLERS, GIANT RUNTS – Show Kings, odds and ends. _ Let phone ring. _ 814-446-6883. 494-694)

ARCHANGELS, ANCIENTS – Budapest Short Face Tumblers, Egyptian Swifts. – Edward Pechac, 1847 Babcock Blvd., Pittsburgh, Pa. 15209. (493-594)

GIANT RUNTS – English Carriers. Komorner Tumblers. Fr. Mondaine. English Pouters. Pomeranian Pouters. Lebanons. Vienna Ganzels. Budapest Stork. English Tipplers. Lahores. German Strassers. Asian Dewlap. Russian Star Tail. Nuns. Old Dutch Pouters. Hungarian Giant. English Exhibition Homers. Hungarian Chicken Pigeons. Vienna Whiteside. Tumblers. Barbs. Baldhead Rollers. English Saddle Tumblers. Larks. Ice Pigeons. Monks. Blondinettes. Satinettes. African Owls. Damascenes. English Magpies. Hanna Pouters. Dragoons. Giant Homers. Modenas. English Long Face Tumblers. Capuchines. West of Englands. 150 Frillbacks. Show Kings. Bagdads. Reverse Wing Pouters. Bokhara Trumpeters. Racing Homers. Trentons. Pheasant Pigeons. Indian Fantails. Many more like Romanian Naked Necks. Scandaroons and Jacobins, Maltese. Ship Worldwide. – Paul Urban, 58 Henne Rd., Bernville, PA 19506. 1-215-488-8537. (1092-494)

FOR SALE – Canadians, Rollers, Show Flights. Top quality. – Frank DeAngelis, Box 817, Jeffersonville, N.Y. 12748. Ph. 914-482-3231. (892-1094)

FOR SALE – Mookees - $25.00 pair. Priest - $35.00 pair. Vienna - $45.00 pair. Vienna Short Face - $125.00 pair. Ancients - Short Face - Four for $50.00. – Charles Wlodarczyk, 851 Alden Road, Paramus, N.J. 07652. 201-445-8998. (892-494)

126 DIFFERENT BREEDS – For sale at all times. – Ralph and Florence Cole, Rt. 3, Box 389-B, Cloverdale, Ind. 46120. 317-795-6703. (792-994)

DAMASCENES, LAHORES – Homers, Helmets, Saints and many other breeds. – Bill Sotnick, Westport, Mass. 508-636-8520. (792-994)

PIGEONS – Norman Camire, Leominster, Mass. 1-508-537-4779. (592-894)

BLUE BAR LAHORES – Yellow Rollers, White and colored Homers. Satinettes, Show Racers. – Bobby Loudermilk, Box 265, Seymour, Texas 76380. 817-888-3126, 817-888-2087. SASE Please. (492-794)

FANCY PIGEONS – Will Ship. – Roger McVay, 805 Guam, Wake Village, Texas 75501. Phone: 903-838-5973. (392-694)

ENGLISH CARRIERS, DRAGOONS, BARBS – Scandaroons, Helmets, Komorners, Nuns, English Trumpeters, Bokharas, Muffed Tumblers, African Owls, Berlin Shortface, English Pouters, Rollers, Show Flights, Parlors and more. Try a new breed! – John Heppner, 477 Mason Rd., Vista, Calif. 92084. 619-941-5504. (292-594)

ROLLERS, BALDHEADS – Orientals, West of England Tumblers. Will ship. – Phone 909-887-1259. (1092-494)

WANTED

1 PR. EACH – Black And Dun Mottled/Tigered Racing Homers. – Mike, 612-235-2676 evenings. (494-694)

CAN ANYONE HELP ME FIND – Stock Doves - Spanish Name - Paloma Zurito - Scientific Name - Columba Oenas. – Please call Bob at 509-765-2589. (293-494)

INDIAN FANTAILS – All colors. What is the price for one pair? – Friedrich Kring, 2000 Hamburg 71, Maybachstraberg, West Germany. (293-494)

WANTED – All colors of ringneck and silky doves especially new colors. Only Master Breeders, breeders or official breeder representatives need reply. Please contact: – Mr. Malek Al-Wazzan, Al-Balagh Establishment for Trading, P.O. Box 25020, Safat 13111, Kuwait. Tel.: 965-251-0886. (392-694)

WEST OF ENGLANDS

NATIONAL WEST OF ENGLAND TUMBLER CLUB – Supporting the NPA Grand National, National Young Bird Show and Pageant of Pigeons. Dues: Srs $10.00; Jrs $3.00 (under 18). Members receive: By-Laws, Standard and Quarterly Bulletins. Contact: – Frank Bailey (Sec./Treasurer), 840 SW Holden, Seattle, Wash. 98106. (206) 767-4994. (892-1094)

PIGEON SHOW CALENDAR

March 26 – Brown Co. Poultry and Pigeon Assn. Spring Swap and Show, Brown Co. Fairgrounds, New Ulm, Minn. Information: Doug Grams, 1002 S. Jefferson, New Ulm, MN 56073. 507-354-6448.

April 16 – Fremont Pigeon Club Annual Swap Day. Most all kinds of birds and animals and their supplies are welcome. Small fee for the seller. Sandusky Co. Fairgrounds, Fremont, Ohio. Contact: Jim Feasel, 2373 C.R. 181, Clyde, Ohio 43410-9543 or call 419-639-2935.

Sept. 17 – Fremont Pigeon Club Annual Young Bird Show, Sandusky Co. Fairgrounds, Fremont, Ohio. Contact: Jim Feasel, Show Sec., 2373 C.R. 181, Clyde, Ohio 43410-9543 or call 419-639-2935.

Sept. 17 – Oklahoma Pigeon Assn. Young Bird Show, OSU Extension Center, 10th and Portland, Oklahoma City, OK. 73160. Contact: Jerry Anderson, Show Secretary, 1516 NE 4th, Moore, OK 73160.

Sept. 22-Oct. 2 – Virginia Pigeon and Dove Assn. Show in conjunction with the Virginia State Fair. Show information: Ed Brooks, 19091 Meadow Drive, Smithfield, VA 23430. Phone 804-255-0121.

Nov. 19 – Virginia Pigeon and Dove Assn. Annual Fall Show in conjunction with Virginia Poultry Breeder Assn. For information, Mrs. Jo Ryan, 3028 Bowling Green Drive, Virginia Beach, VA 23452. Phone 804-340-0162.

Dec. 10 – Oklahoma Pigeon Assn. Annual All Age, All Breed Pigeon Show held at Heart of Oklahoma Exposition Center, Shawnee, OK. Specialty clubs also showing include: National English Trumpeter Club, Oklahoma Meet. Contact: Wayne L. Haws, 16506 SE 44 Street, Choctaw, OK 73020, 405-391-3678. Entry Deadline is November, 19, 1994.

Jan. 7 – Fremont Pigeon Club's 51st Annual Winter Show, Sandusky Co. Fairgrounds, Fremont, Ohio. All Breed Clubs invited to show with us. We want to HOST your next meet. Contact: Jim Feasel, 2373 C.R. 181, Clyde, Ohio 43410-9543 or call 419-639-2935.

OUR SHOW CALENDAR LISTINGS ARE **FREE** OF CHARGE, SEND YOURS IN TODAY!

Foy's

PIGEON SUPPLIES · MEDICATIONS · VACCINES · BOOKS
TRAPS · FOUNTAINS · FEEDERS · BANDS · VITAMINS
➥ DO IT TODAY! ☎ CALL (612) 537-4242
CLAIR HETLAND, PHARMACIST

FOR COCCIDIOSIS
Albon Powder & Liquid
Amprol (corid)
Sulmet, Pints & Gallons
Vetisulid
Sulquin 6-50

FOR PARATYPHOID
Albon (Agribon)
Aureomycin Soluble
Aureomycin Concentrate
Aureomycin Tablets, 25 mgm
Terramycin Soluble
Sulfamethazine
Vetisulid
Sulquin 7-50
Acid Loft Dressing
Sal-Bac Paratyphoid Vaccine, 50 or 100 dose
Liquimycin LA 200
Feed Mate 68
Germex
Nolvasan
Sani-Coop

FOR E-COLI
Albon
Vetisulid
Apralan
Feed Mate 68
Germex
Nolvasan
Sani-Coop

RESPIRATORY DISEASE
Albon
Aureomycin Soluble, Concentrate or Tablets
Terramycin
Vetaquimycin
Sulmet
Tylan Soluble or Injectable
Gallimycin Soluble
L/S 50
Ivomec (Air Sack Mites)
All Vitamin Products
Liquimycin LA 200
Combiotic
Tylan 200
Germex
Nolvasan
Sani-Coop

CANKER
Spartix Tablets
Nolvasan
Germex
Sani-Coop
Cooper Sulfate
Ren-O-Sal

WORMERS
Ivomec
Ivomec Drench
Tramisol Tablets
Tramisol Powder
Piperazine Wormer
Loft Scrapers

PMV I
Vaccine, 50 or 100 dose
Biotin Stress Pack
Vitapol
Albon
Jectomatic Syringe
Syringes
Needles

VITAMIN PRODUCTS
Terramycin Egg Formula
Hemoplex Blood Builder
Vitapol
Sailsbury Vitamin and Electrolytes
Pigeon Builder
Streseez
Avitron
Avivite
Biotin Stress Pack
Grit Concentrate
Calcium Gluconate, Pints
Oyster Shell Tablets
Vita Preen
Mega Mins
Vionate, 2 lb., 10 lb.
Brewer's Yeast & Garlic Powder & Tablets
Brewer's Yeast Powder & Tablets
Feed-Mate 68
Garlic Powder
Wheat Germ Oil
K M Iodine
Foy's Pickstone

LOFT SUPPLIES
Dummy Eggs
Pop Bottle Fountains
Incubators
Message Holders
Dust Mist Respirator
Air Stream Helmets
10 Kinds Of Fountains
5 Kinds Of Grit Feeders
6 Kinds Of Feeders
Fountain Heaters, 2 Types
Metal Or Rubber Bath Pans
Little Giant Automatic Water Fountain
Nest Fronts
Widowhood Nest Fronts
Wooden Or Plastic Training Baskets, 4 Types
Ketch All Mouse Traps
Paper Nest Bowls
Plastic Nest Bowls, USA or Belgium
12 x 18 Trap
9-1/2, 12-1/2, 15-1/2 Bobs
4 Hole Stahl Traps In Wood or Aluminum
4 Types Of Coop Cups For Any Nest Box

BOOKS
The Pigeon By Levi
Pigeons For Pleasure And Profit
Rotondo On Racing Pigeons
The Road To Success
Masters Of Breeding And Racing
It's Up To You
The Golden Widow
Racing Homer Facts
Fancy Pigeons, 6th Edition
Loft Register 2
Keep Your Pigeons Flying
Lofts For Racing Homers
Young Bird Training Methods
The Birmingham Roller
Bird Disease
Poultry (and Pigeon) Health Handbook
NPA Project On Genetics
Genetics Made Simple
Pigeon Breeders Notebook
Iron-On Transfer
The Passenger Pigeon by Quinn
Name and Address Bands

MAGAZINES
American Pigeon Journal
American Racing Pigeon News
Racing Pigeon Bulletin
The Thoroughbred

PLUS HUNDRED OF OTHER ITEMS.

OUR '92 CATALOG IS READY.
SEND $1.00 FOR POSTAGE
& HANDLING.

SEAMLESS BANDS–N.P.A., I.P.B., A.U.
In Every Possible Size
Spiral Leg Bands, Bandettes For Mating
Over 1,000,000 Bands Sold Annually

Most of these products listed today require buyer pay postage so you can either call and get the rate or send a few dollars for shipping. We will bill you for the difference.

We carry every legal drug. We have some prescription drugs but require a written prescription for them.

Foy's PIGEON SUPPLIES
Box 27166
Golden Valley, Minn. 55427
VISA, MASTERCARD & DISCOVERY ACCEPTED